

CONTENTS

GENERAL SPEC.

ENGINE

Cylinder Head	B2
Cylinder	B3
Crankshaft · Piston	B4
Valve	B5 ~ B6
Camshaft · Chain	B7
Oil Pump	B8
Oil Cleaner	B9
Intake	B10 ~ B11
Carburetor	B12 ~ B14
Carburetor 2	B15
Exhaust	C2
Crankcase	C3 ~ C5
Crankcase Cover 1	C6 ~ C7
Starter Clutch	C8
Clutch	C9 ~ C10
Transmission	C11 ~ C12
Shift Cam · Fork	C13
Shifter	C14

CHASSIS

Frame	C15
Fender	D2 ~ D3
Side Cover	D4
Rear Arm	D5
Rear Suspension	D6
Steering	D7 ~ D8
Front Fork	D9 ~ D10
Fuel Tank	D11 ~ D12

Seat	D13
Front Wheel	D14
Front Brake Caliper	D15
Rear Wheel	E2 ~ E3
Rear Brake Caliper	E4
Steering Handle · Cable	E5
Front Master Cylinder	E6
Stand · Footrest	E7 ~ E8
Rear Master Cylinder	E9
Generator	E10
Pick Up Coil · Governor	E11
Starting Motor	E12
Flasher Light	E13
Meter	E14
Headlight	E15 ~ F2
Taillight	F3
Handle Switch · Lever	F4
Electrical 1	F5
Electrical 2	F6

FOR SWITZERLAND, AUSTRIA

Alternate (Engine)	F12
Alternate (Chassis)	F13

INDEX

NUMERICAL INDEX	L1 ~ L4
-----------------------	---------

INDIVIDUAL SPEC.


FOR ENGLAND

Alternate (Electrical)	F8
------------------------------	----

FOR SWEDEN

Alternate (Engine)	F10
--------------------------	-----

YAMAHA



**PARTS
CATALOGUE**


XJ600N'94 (4KE1) EUROPE

XJ600N'94 (4KF1) SWITZERLAND, AUSTRIA


XJ600N'94 (4KA1) SWEDEN

YAMAHA
GENUINE
Parts & Accessories

244KE 300E1



STAR SILVER (006M)



REDDISH YELLOW COCKTAIL 1 (0251)

A3

FOREWORD

This Parts Catalogue is related to the parts in use for the Yamaha XJ600N'94 (4KE1, 4KF1, 4KA1).

When you are ordering replacement parts for the XJ600N'94 (4KE1, 4KF1, 4KA1), refer to this Parts Catalogue and quote both part numbers and part names correctly.

1. Modifications or additions which have been made after issue of the Parts Catalogue will be announced in the Yamaha Parts News.

It is advisable that according to the Yamaha Parts News you make necessary corrections to the Parts Catalogue on hand to keep it up-to-date.

2. Abbreviations

The following abbreviations are used in this Parts Catalogue.

- U.R. Use size (thickness) and/or number as required.
- U.N. Use as many as you need.
- A.P. Alternate Parts
- L.M. Local Made
- F# Frame No. (Applicable machine No.)

3. The parts marked with (*) in the parts number column of this Catalogue are not supplied with by Yamaha, those have to be found locally.

4. Parts, which are to be supplied in the form of assemblies, are listed with an indentation of one letter's space, and a dot (.) is put against the name of each part.

EXAMPLE CARBURETOR ASS'Y
 .JET, pilot
 .NOZZLE, main

5. Indication of No. of constituent parts for assembly

The numeral appearing to the right of each constituent part under the description indicates the quantity of such parts for each individual assembly unit.

EXAMPLE

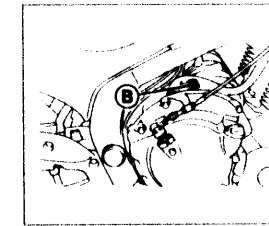
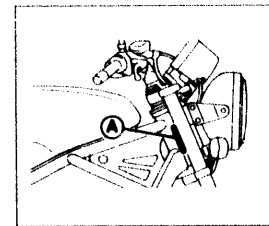
Part No.	Description	Q'ty	Remarks
2F5-83310-60	FRONT FLASHER LIGHT ASS'Y	2	
115-83311-60	.BULB (6V-18W)	1	
1M1-83309-60	.REFLECTOR	1	

6. Initial Serial No. and Color Code

4KE1	(A) Frame Serial No.	4BR-137101 and following
	(B) Engine Serial No.	4BR-137101 and following

4KF1	(A) Frame Serial No.	4DG-009101 and following
	(B) Engine Serial No.	4DG-009101 and following

4KA1	(A) Frame Serial No.	4BR-133101 and following
	(B) Engine Serial No.	4BR-133101 and following



Color Code	Color Name	Abbreviate
006M	STAR SILVER	SS
0251	REDDISH YELLOW COCKTAIL 1	RYC1

7. Applicable colors of graphics are represented in the "Remarks" column by the letter(s) appropriately picked out of the full word(s) showing such colors.

EXAMPLE

Part No.	Description	Q'ty	Remarks
2N4-24110-00-X5	FUEL TANK COMP.	1	MAXIM RED
3J1-24240-10	.GRAPHIC, fuel tank set	1	for MXR

CONTENTS

GENERAL SPEC.

ENGINE

Cylinder Head	B2
Cylinder	B3
Crankshaft · Piston	B4
Valve	B5 ~ B6
Camshaft · Chain	B7
Oil Pump	B8
Oil Cleaner	B9
Intake	B10 ~ B11
Carburetor	B12 ~ B14
Carburetor 2	B15
Exhaust	C2
Crankcase	C3 ~ C5
Crankcase Cover 1	C6 ~ C7
Starter Clutch	C8
Clutch	C9 ~ C10
Transmission	C11 ~ C12
Shift Cam · Fork	C13
Shifter	C14

CHASSIS

Frame	C15
Fender	D2 ~ D3
Side Cover	D4
Rear Arm	D5
Rear Suspension	D6
Steering	D7 ~ D8
Front Fork	D9 ~ D10
Fuel Tank	D11 ~ D12

Seat	D13
Front Wheel	D14
Front Brake Caliper	D15
Rear Wheel	E2 ~ E3
Rear Brake Caliper	E4
Steering Handle · Cable	E5
Front Master Cylinder	E6
Stand · Footrest	E7 ~ E8
Rear Master Cylinder	E9
Generator	E10
Pick Up Coil · Governor	E11
Starting Motor	E12
Flasher Light	E13
Meter	E14
Headlight	E15 ~ F2
Taillight	F3
Handle Switch · Lever	F4
Electrical 1	F5
Electrical 2	F6

INDIVIDUAL SPEC.

FOR ENGLAND

Alternate (Electrical)	F8
------------------------------	----

FOR SWEDEN

Alternate (Engine)	F10
--------------------------	-----

FOR SWITZERLAND, AUSTRIA

Alternate (Engine)	F12
Alternate (Chassis)	F13

INDEX

NUMERICAL INDEX	L1 ~ L4
-----------------------	---------

CONTENTS

GENERAL SPEC.

ENGINE

Cylinder Head	B2
Cylinder	B3
Crankshaft · Piston	B4
Valve	B5 ~ B6
Camshaft · Chain	B7
Oil Pump	B8
Oil Cleaner	B9
Intake	B10 ~ B11
Carburetor	B12 ~ B14
Carburetor 2	B15
Exhaust	C2
Crankcase	C3 ~ C5
Crankcase Cover 1	C6 ~ C7
Starter Clutch	C8
Clutch	C9 ~ C10
Transmission	C11 ~ C12
Shift Cam · Fork	C13
Shifter	C14

CHASSIS

Frame	C15
Fender	D2 ~ D3
Side Cover	D4
Rear Arm	D5
Rear Suspension	D6
Steering	D7 ~ D8
Front Fork	D9 ~ D10
Fuel Tank	D11 ~ D12

Seat	D13
Front Wheel	D14
Front Brake Caliper	D15
Rear Wheel	E2 ~ E3
Rear Brake Caliper	E4
Steering Handle · Cable	E5
Front Master Cylinder	E6
Stand · Footrest	E7 ~ E8
Rear Master Cylinder	E9
Generator	E10
Pick Up Coil · Governor	E11
Starting Motor	E12
Flasher Light	E13
Meter	E14
Headlight	E15 ~ F2
Taillight	F3
Handle Switch · Lever	F4
Electrical 1	F5
Electrical 2	F6

INDIVIDUAL SPEC.

FOR ENGLAND

Alternate (Electrical)	F8
------------------------------	----

FOR SWEDEN

Alternate (Engine)	F10
--------------------------	-----

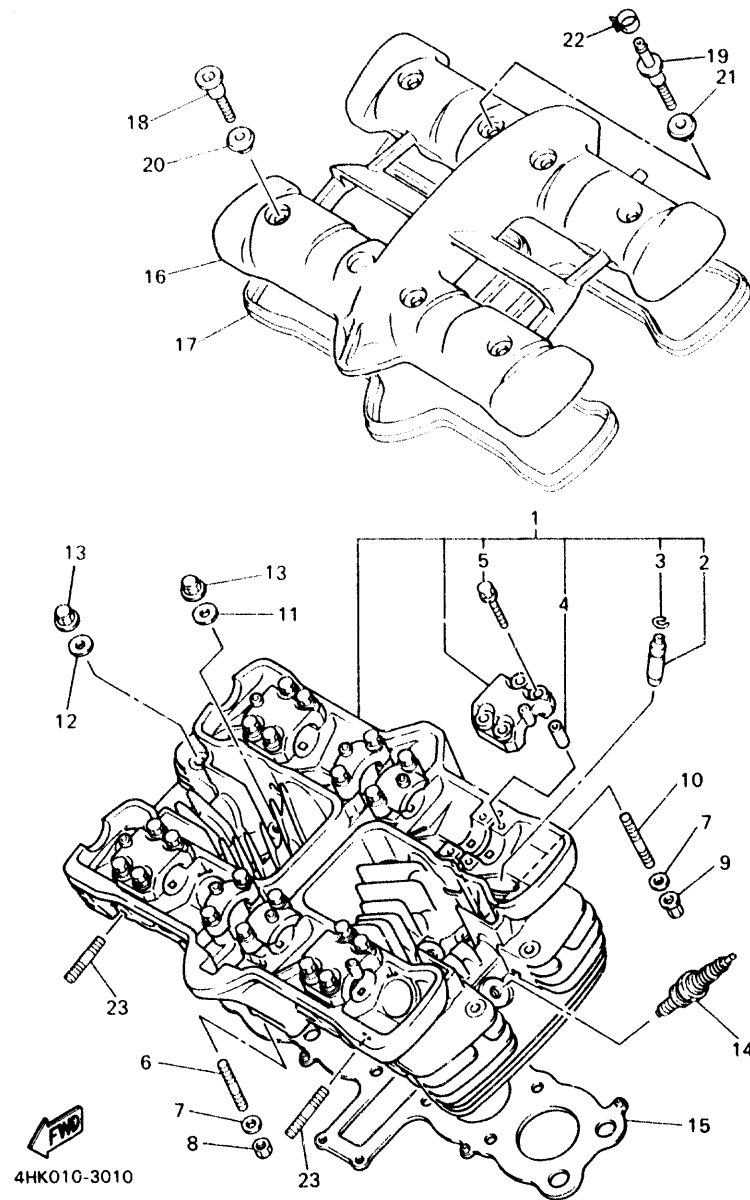
FOR SWITZERLAND, AUSTRIA

Alternate (Engine)	F12
Alternate (Chassis)	F13

INDEX

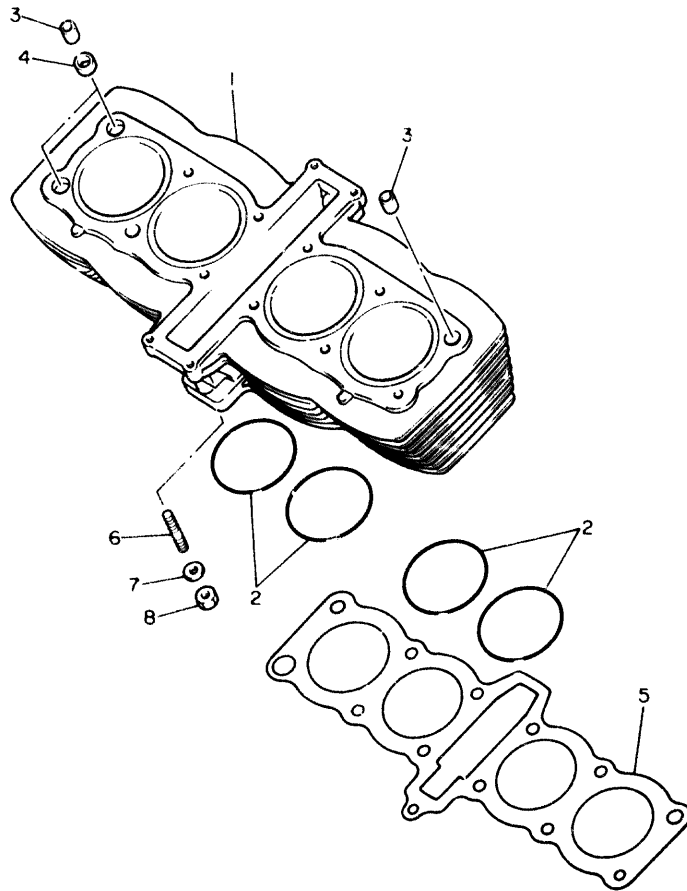
NUMERICAL INDEX	L1 ~ L4
-----------------------	---------

FIG. 1 CYLINDER HEAD



REF. NO.	PART NO.	DESCRIPTION	Q'TY	REMARKS
1	4BR-11101-00	CYLINDER HEAD ASSY	1	
2	4BR-11133-10	.GUIDE, INTAKE VALVE	8	
3	93440-09141	.CIRCLIP	8	
4	99510-08016	.PIN, DOWEL	12	
5	90105-06153	.BOLT, WASHER BASED	24	
6	95612-06618	BOLT, STUD	2	
7	92901-06600	WASHER, PLATE	4	
8	95311-06600	NUT	2	
9	90179-06499	NUT	2	
10	95612-06625	BOLT, STUD	2	
11	90201-094G1	WASHER, PLATE	10	
12	90201-080L7	WASHER, PLATE	2	
13	90176-08026	NUT, CROWN	12	
14	94701-00330	PLUG, SPARK (NGK-R CR8E)	4	UR
	94701-00329	PLUG, SPARK (U24ESR-N)	4	UR
15	4BR-11181-00	GASKET, CYLINDER HEAD 1	1	
16	4BR-11190-00	COVER, CYLINDER HEAD 1	1	
17	4BR-11193-00	GASKET, HEAD COVER 1	1	
18	90109-066F0	BOLT	7	
19	4BR-1118E-00	BOLT, COVER MOUNTING	1	
20	4BR-1111G-09	RUBBER, MOUNT 1	7	
21	4BR-1112G-00	RUBBER, MOUNT 2	1	
22	90467-11106	CLIP	1	
23	90116-08360	BOLT, STUD	8	

FIG. 2 CYLINDER



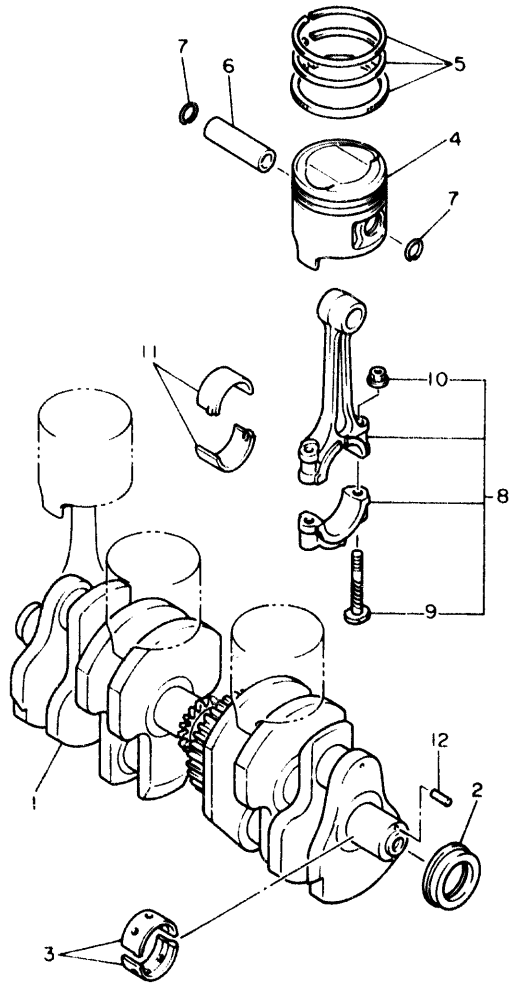
REF. NO	PART NO.	DESCRIPTION	Q'TY	REMARKS
1	4BR-11310-00	CYLINDER	1	
2	93210-63442	O-RING	4	
3	99530-14016	PIN, DOWEL	4	
4	90430-14131	GASKET	2	
5	4BR-11351-01	GASKET, CYLINDER	1	
6	95611-08330	BOLT, STUD	1	
7	90201-084G3	WASHER, PLATE	1	
8	95333-08600	NUT	1	



4BP010-1020

B3

FIG. 3 CRANKSHAFT • PISTON



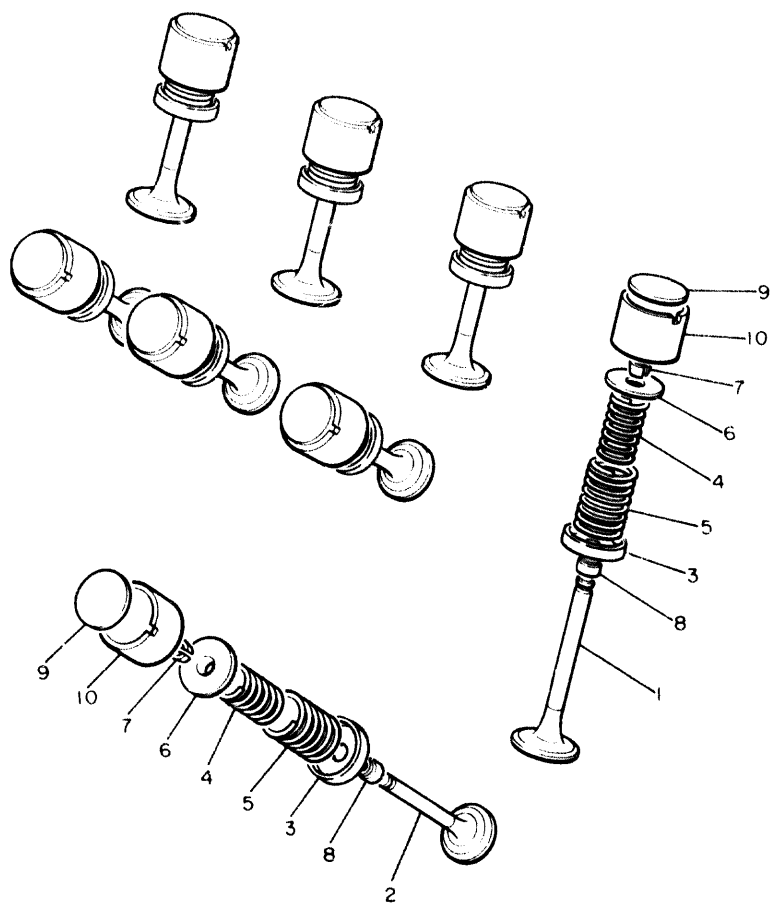
REF. NO.	PART NO.	DESCRIPTION	Q'TY	REMARKS
1	4BR-11411-00	CRANKSHAFT	1	
2	93101-32144	OIL SEAL	1	
3	4BR-11416-00	PLANE BEARING, CRANKSHAFT 1	10	UR BLUE
	4BR-11416-10	PLANE BEARING, CRANKSHAFT 1	10	UR BLACK
	4BR-11416-20	PLANE BEARING, CRANKSHAFT 1	10	UR BROWN
	4BR-11416-30	PLANE BEARING, CRANKSHAFT 1	10	UR GREEN
	4BR-11416-40	PLANE BEARING, CRANKSHAFT 1	10	UR YELLOW
4	4BR-11631-00-A0	PISTON (STD)	4	
	4BR-11636-00	PISTON (0.50MM O/S)	4	AP
	4BR-11638-00	PISTON (1.00MM O/S)	4	AP
5	4BR-11610-00	PISTON RING SET (STD)	4	
	4BR-11610-20	PISTON RING SET (0.50MM O/S)	4	AP
	4BR-11610-40	PISTON RING SET (1.00MM O/S)	4	AP
6	49A-11633-00	PIN, PISTON	4	
7	93450-16068	CIRCLIP	8	
8	4BR-11650-00	CONNECTING ROD ASSY	4	
9	4H7-11654-00	BOLT, CONNECTING ROD	2	
10	90179-07307	NUT	2	
11	49A-11656-00	PLANE BEARING, CONNECTING ROD	8	UR BLUE
	49A-11656-10	PLANE BEARING, CONNECTING ROD	8	UR BLACK
	49A-11656-20	PLANE BEARING, CONNECTING ROD	8	UR BROWN
	49A-11656-30	PLANE BEARING, CONNECTING ROD	8	UR GREEN
12	93604-10011	PIN, DOWEL	1	



4BP010-1030

B4

FIG. 4 VALVE



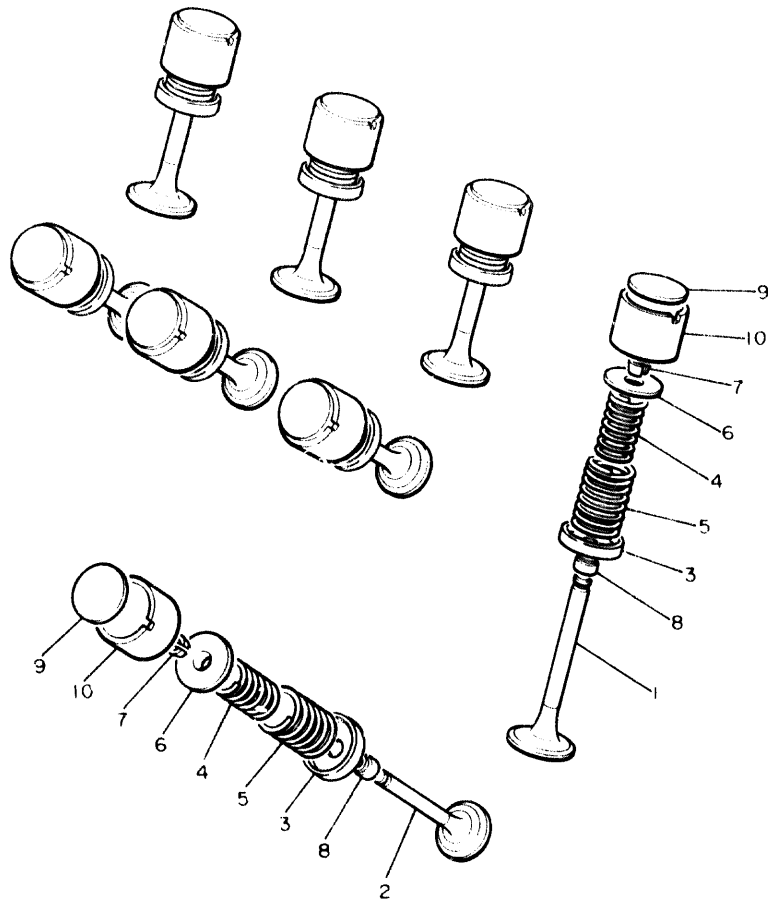
REF. NO.	PART NO.	DESCRIPTION	Q'TY	REMARKS
1	4BR-12111-00	VALVE, INTAKE	4	
2	4BR-12121-00	VALVE, EXHAUST	4	
3	4BR-12116-00	SEAT, VALVE SPRING	8	
4	4BR-12113-00	SPRING, VALVE INNER	8	
5	4BR-12114-00	SPRING, VALVE OUTER	8	
6	33M-12117-00	RETAINER, VALVE SPRING	8	
7	1AA-12118-00	COTTER, VALVE	16	
8	33M-12119-00	SEAL, VALVE STEM	8	
9	26H-12168-00	PAD, ADJUSTING (2.00)	8	UR
	26H-12168-20	PAD, ADJUSTING (2.05)	8	UR
	26H-12168-40	PAD, ADJUSTING (2.10)	8	UR
	26H-12168-60	PAD, ADJUSTING (2.15)	8	UR
	26H-12168-80	PAD, ADJUSTING (2.20)	8	UR
	26H-12168-A0	PAD, ADJUSTING (2.25)	8	UR
	26H-12168-F0	PAD, ADJUSTING (2.30)	8	UR
	26H-12168-H0	PAD, ADJUSTING (2.35)	8	UR
	26H-12168-K0	PAD, ADJUSTING (2.40)	8	UR
	26H-12168-M0	PAD, ADJUSTING (2.45)	8	UR
	26H-12168-R0	PAD, ADJUSTING (2.50)	8	UR
	26H-12168-U0	PAD, ADJUSTING (2.55)	8	UR
	26H-12168-W0	PAD, ADJUSTING (2.60)	8	UR
	26H-12168-Y0	PAD, ADJUSTING (2.65)	8	UR
	26H-12169-10	PAD, ADJUSTING (2.70)	8	UR
	26H-12169-30	PAD, ADJUSTING (2.75)	8	UR
	26H-12169-50	PAD, ADJUSTING (2.80)	8	UR
	26H-12169-70	PAD, ADJUSTING (2.85)	8	UR
	26H-12169-90	PAD, ADJUSTING (2.90)	8	UR
	26H-12169-E0	PAD, ADJUSTING (2.95)	8	UR


4BP010-1040

B5

FIG. 4 VALVE

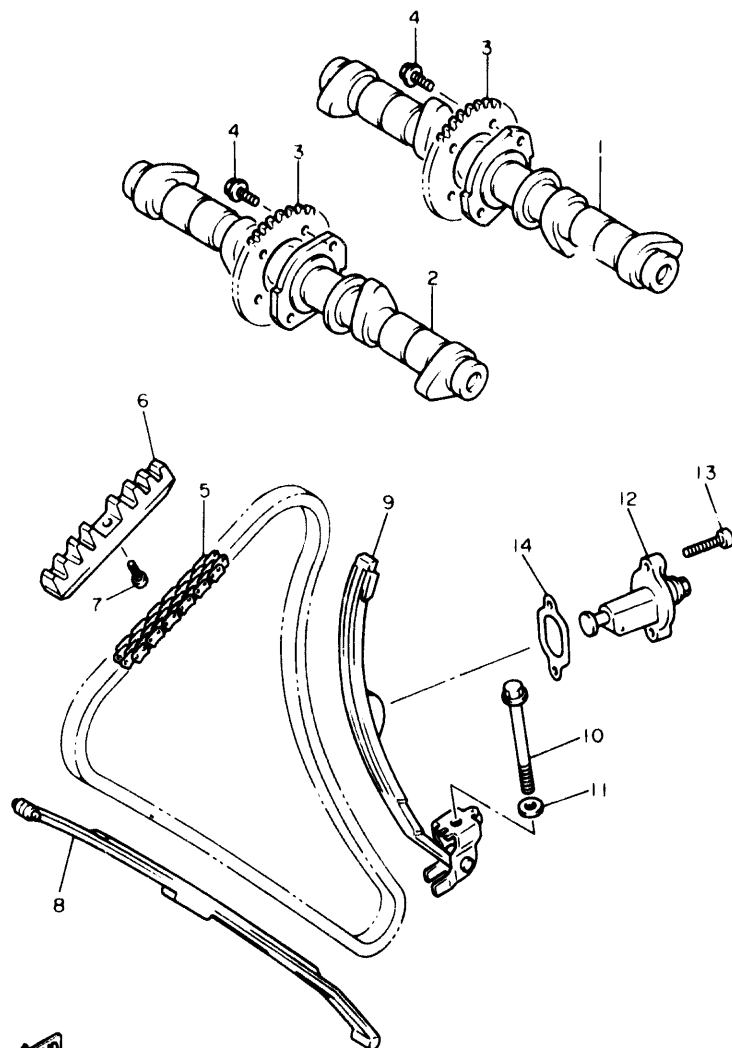
REF. NO.	PART NO.	DESCRIPTION	Q'TY	REMARKS
9	26H-12169-G0	PAD, ADJUSTING (3.00)	8	UR
	26H-12169-J0	PAD, ADJUSTING (3.05)	8	UR
	26H-12169-L0	PAD, ADJUSTING (3.10)	8	UR
	26H-12169-N0	PAD, ADJUSTING (3.15)	8	UR
	26H-12169-T0	PAD, ADJUSTING (3.20)	8	UR
10	26H-12153-00-Y0	LIFTER, VALVE	8	



4BP010-1040

B6

FIG. 5 CAMSHAFT • CHAIN

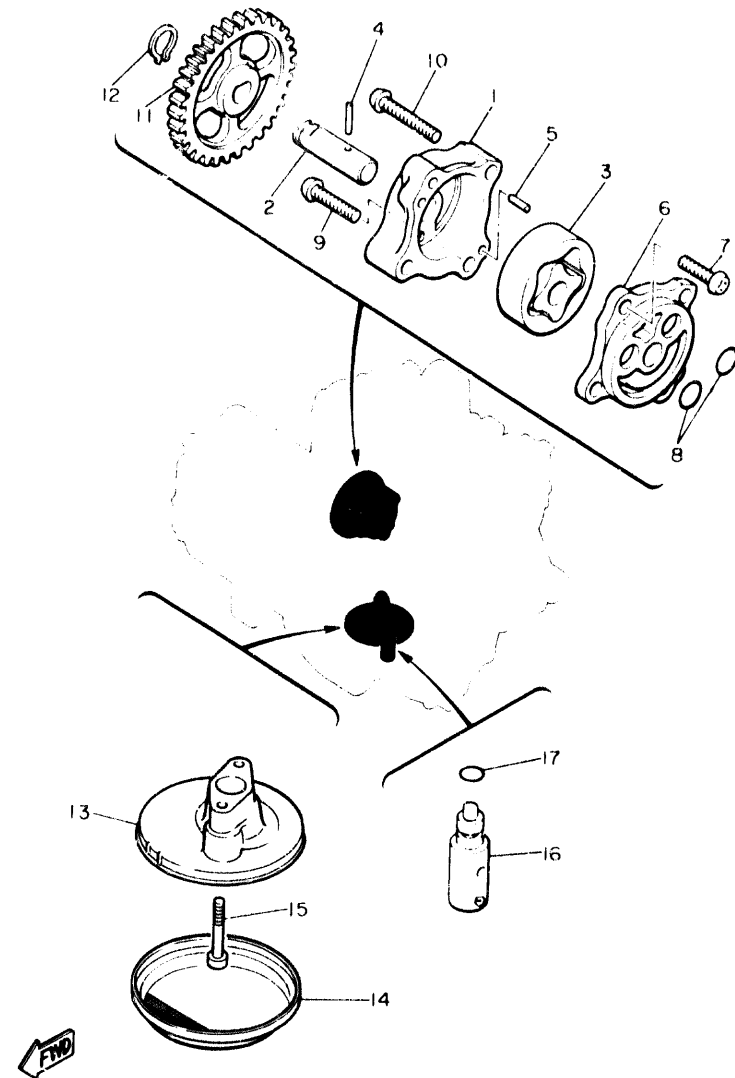



4BP010-1050

REF. NO.	PART NO.	DESCRIPTION	Q'TY	REMARKS
1	4BR-12171-00	CAMSHAFT 1	1	
2	4BR-12181-00	CAMSHAFT 2	1	
3	4BR-12176-00	SPROCKET, CAM CHAIN	2	
4	90105-07342	BOLT, WASHER BASED	4	
5	94890-04144	CHAIN	1	
6	4BR-12241-00	GUIDE, STOPPER 2	1	
7	98903-06010	SCREW, BIND	1	
8	4BR-12251-00	DAMPER, CHAIN 1	1	
9	4BR-12252-00	DAMPER, CHAIN 2	1	
10	95811-08075	BOLT, FLANGE	1	
11	90201-080L8	WASHER, PLATE	1	
12	4BR-12210-00	TENSIONER ASSY, CAM CHAIN	1	
13	91311-06025	BOLT	2	
14	4BR-12213-00	GASKET, TENSIONER CASE	1	

B7

FIG. 6 OIL PUMP

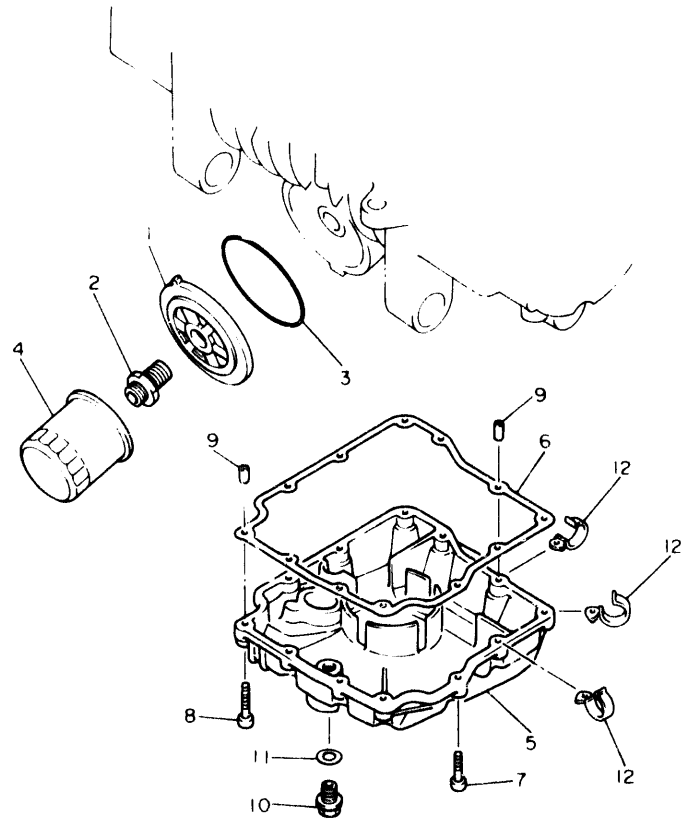


REF. NO.	PART NO.	DESCRIPTION	Q'TY	REMARKS
1	33M-13356-00	HOUSING, ROTOR	1	
2	33M-13314-01	SHAFT, PUMP	1	
3	4H7-13310-00	ROTOR ASSY 1	1	
4	93603-17070	PIN, DOWEL	1	
5	93603-07073	PIN, DOWEL	2	
6	4G0-13316-00	COVER, PUMP	1	
7	98580-06016	SCREW, PAN HEAD	1	
8	93210-13361	O-RING	2	
9	98511-06025	SCREW, PAN HEAD	1	
10	98580-06035	SCREW, PAN HEAD	2	
11	4G0-13325-01	GEAR, PUMP DRIVEN	1	
12	99009-11400	CIRCLIP	1	
13	4BR-13412-00	HOUSING, STRAINER	1	
14	4H7-13411-02	STRAINER, OIL	1	
15	90110-06138	BOLT, HEXAGON SOCKET HEAD	2	
16	11H-13490-00	RELIEF VALVE ASSY	1	
17	93210-10096	O-RING	1	

4BP010-1060

FIG. 7 OIL CLEANER

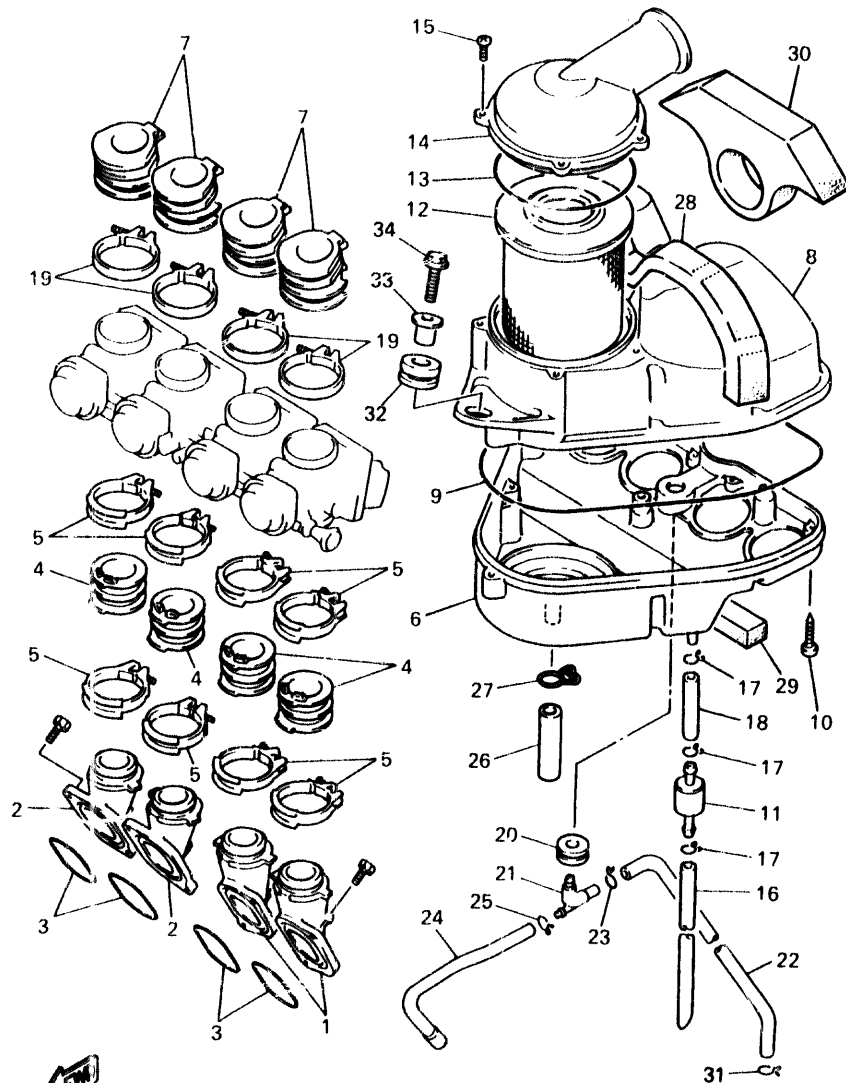
REF. NO.	PART NO.	DESCRIPTION	Q'TY	REMARKS
1	3TJ-13461-00	PLATE, ADAPTOR	1	
2	90401-20145	BOLT, UNION	1	
3	93210-87723	O-RING	1	
4	3FV-13440-00	ELEMENT ASSY, OIL CLEANER	1	
5	43R-13417-00	COVER, STRAINER	1	
6	4BR-13414-00	GASKET, STRAINER COVER	1	
7	90110-06138	BOLT, HEXAGON SOCKET HEAD	10	
8	91316-06040	BOLT	2	
9	99510-08016	PIN, DOWEL	2	
10	3VD-13455-00	PLUG	1	
11	214-11198-01	GASKET	1	
12	90462-08078	CLAMP	3	



4BP010-1070

B9

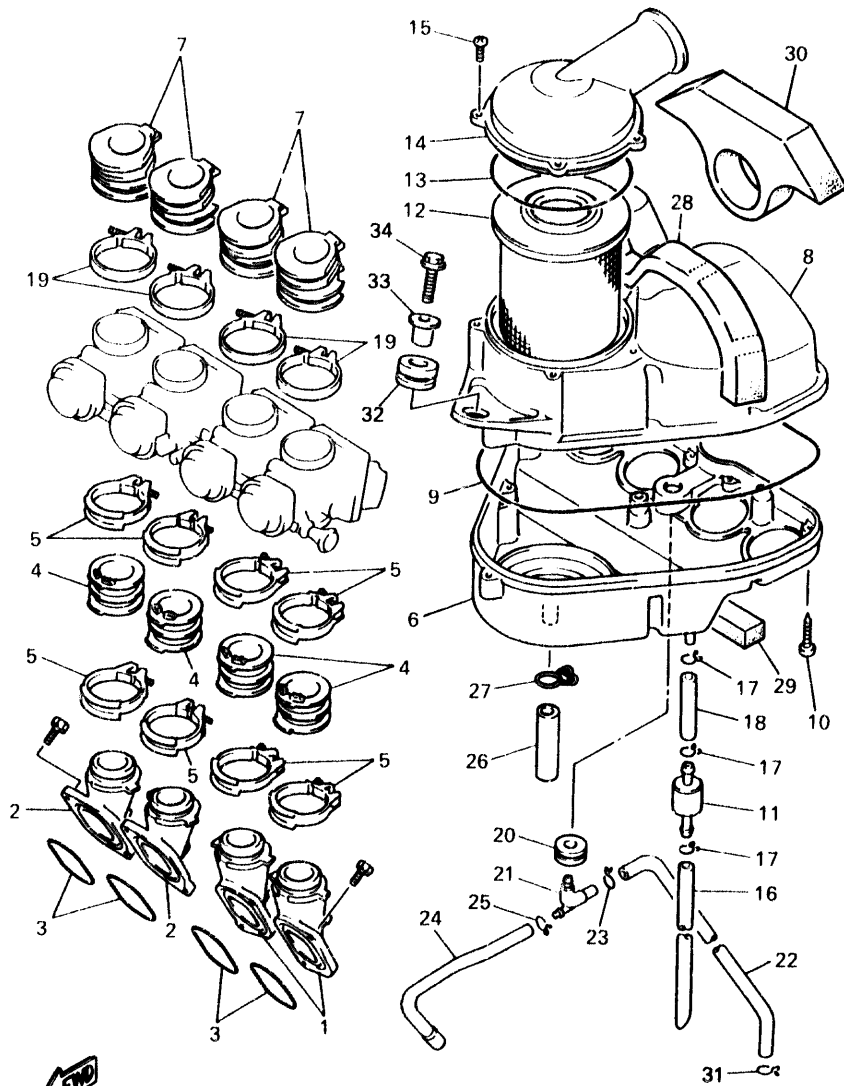
FIG. 8 INTAKE



REF. NO.	PART NO.	DESCRIPTION	QTY	REMARKS
1	4BR-13586-00	JOINT, CARBURETOR 1	2	
2	4BR-13596-00	JOINT, CARBURETOR 2	2	
3	93210-37532	O-RING	4	
4	4BR-13598-00	JOINT, CARBURETOR 4	4	
5	4BR-13575-00	BAND	8	
6	4BR-14411-00	CASE, AIR CLEANER 1	1	
7	4BR-14453-00	JOINT, AIR CLEANER 1	4	
8	4BR-14421-00	CASE, AIR CLEANER 2	1	
9	4BR-14452-00	SEAL	1	
10	97780-50130	SCREW, TAPPING	10	
11	4X7-2149Y-00	FILTER ASSY	1	
12	4BR-14451-00	ELEMENT, AIR CLEANER	1	
13	5T0-14457-00	SEAL	1	
14	4BR-14412-01	CAP, CLEANER CASE 1	1	
15	97780-50130	SCREW, TAPPING	4	
16	90445-11152	HOSE	1	
17	90467-10008	CLIP	3	
18	90445-11699	HOSE	1	
19	90460-54137	CLAMP, HOSE	4	
20	31A-14435-00	GROMMET	1	
21	4BR-14419-00	PIPE	1	
22	4BR-11166-00	PIPE, BREATHER 1	1	
23	90467-14015	CLIP	1	
24	4BR-14349-00	PIPE	1	
25	90467-10008	CLIP	1	
26	90446-15233	HOSE	1	
27	90467-15012	CLIP	1	
28	4KE-14425-00	DAMPER 1	1	

4KE351-4080

FIG. 8 INTAKE

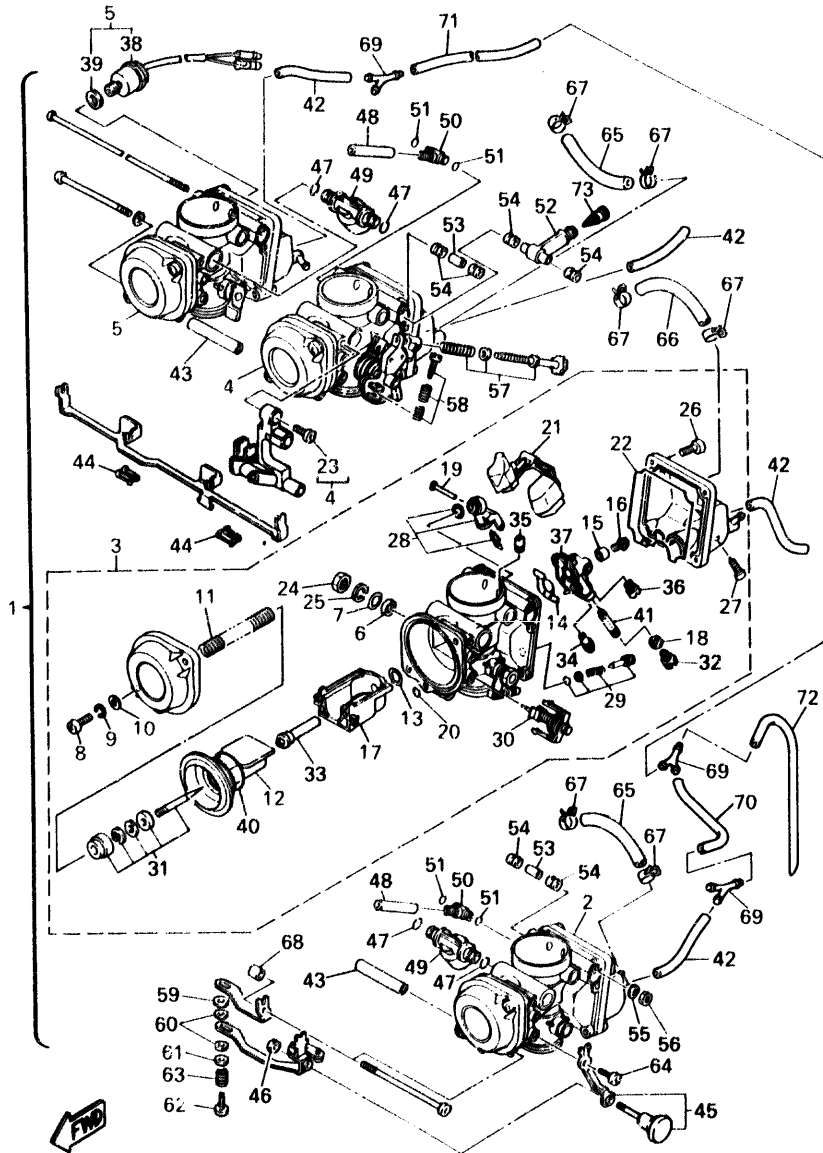


REF. NO.	PART NO.	DESCRIPTION	QTY	REMARKS
29	4KE-14426-00	DAMPER 2	1	
30	4KE-1442G-00	DAMPER 3	1	
31	90467-14015	CLIP	1	
32	90480-15023	GROMMET	1	
33	90387-060M9	COLLAR	1	
34	95811-06030	BOLT, FLANGE	1	

4KE351-4080

B11

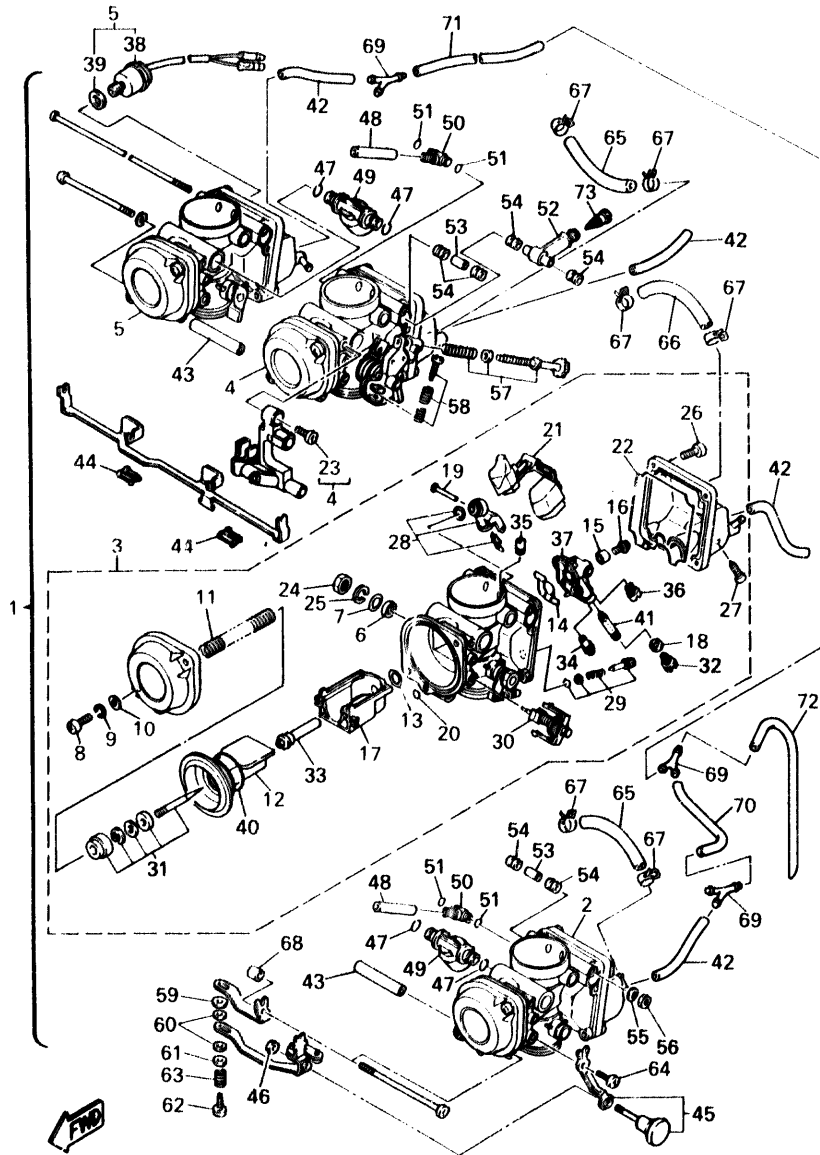
FIG. 9 CARBURETOR



4BR300-3091

REF. NO.	PART NO.	DESCRIPTION	Q'TY	REMARKS
1	4BR-14900-04	CARBURETOR ASSY	1	
2	4BR-14901-04	..CARBURETOR ASSY 1	1	
3	4BR-14902-04	..CARBURETOR ASSY 2	1	
4	4BR-14903-04	..CARBURETOR ASSY 3	1	
5	4BR-14904-04	..CARBURETOR ASSY 4	1	
6	256-14997-00	..SEAL	1	UR #1,4
	256-14997-00	..SEAL	2	UR #2,3
7	1A8-14953-00	..WASHER	1	
8	98586-05016	..SCREW, PAN HEAD	2	
9	92906-05100	..WASHER, SPRING	2	
10	92906-05600	..WASHER, PLATE	2	
11	3LN-14933-00	..SPRING, DIAPHRAGM	1	
12	3YX-14940-00	..DIAPHRAGM ASSY	1	
13	1AE-14147-00	..O-RING	1	
14	3LN-14147-00	..O-RING	1	
15	137-14153-00	..WASHER, MAIN JET	1	
16	1HX-14565-00	..SCREW	1	
17	4BR-1411E 01	..BLOCK, JET	1	
18	1AE-14227-00	..O-RING	1	
19	53L-14186-00	..PIN, FLOAT	1	
20	3FV-14147-00	..O-RING	1	
21	3GM-14985-00	..FLOAT	1	
22	3GM-14997-00	..SEAL	1	
23	98602-05014	..SCREW, OVAL HEAD	1	
24	812-14594-00	..NUT	1	
25	92902-08100	..WASHER, SPRING	1	
26	98501-05012	..SCREW, PAN HEAD	4	
27	12R-14191-00	..PLUG, DRAIN	1	

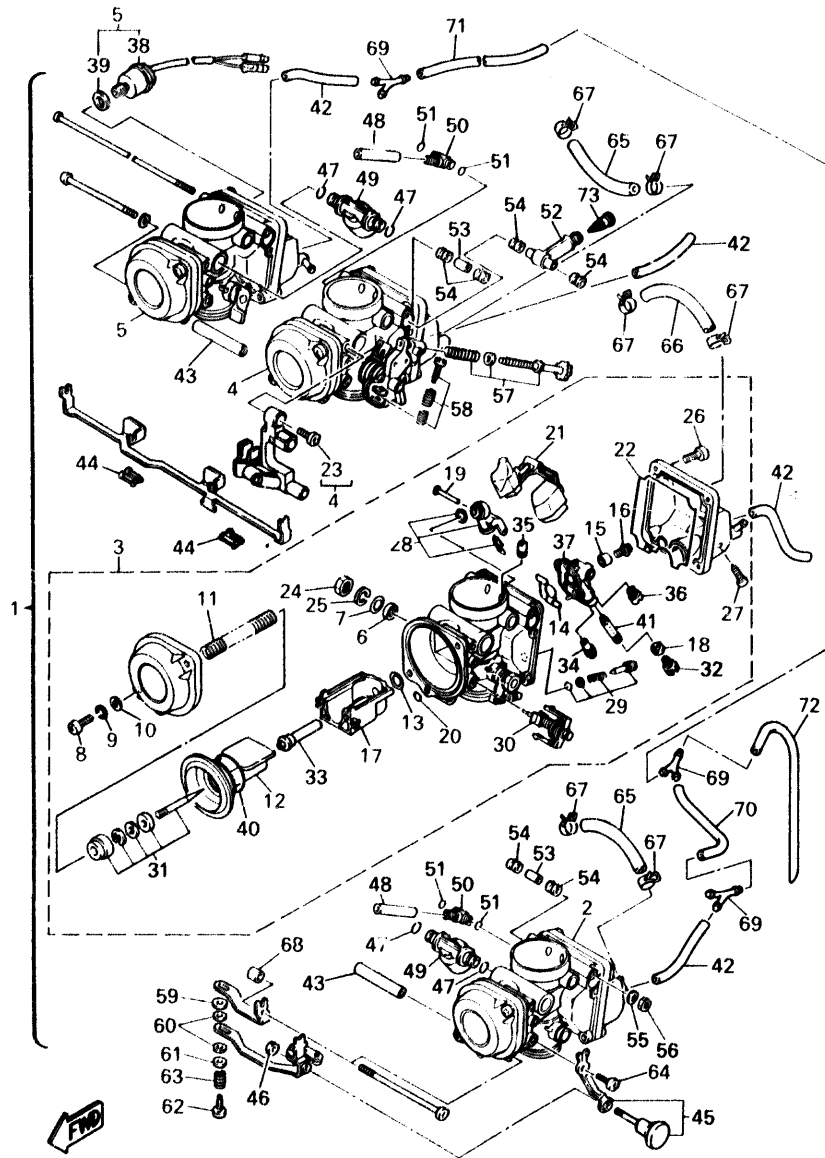
FIG. 9 CARBURETOR



4BR300-3091

REF. NO.	PART NO.	DESCRIPTION	Q'TY	REMARKS
28	4BP-14107-10	..NEEDLE VALVE SET	1	
29	12R-14105-00	..PILOT SCREW SET	1	
30	3LN-1410A-10	..STARTER SET	1	
31	4BR-1490J-01	..NEEDLE SET	1	
32	3G2-14231-21	..JET, MAIN (#105)	1	UR #1.4
	3G2-1423A-71	..JET, MAIN (#102.5)	1	UR #2.3
33	4BR-14141-35	..NOZZLE, MAIN	1	
34	1NT-14142-15	..JET, PILOT (# 15)	1	
35	830-14231 29	..JET, MAIN (#145)	1	
36	3G2-1423A-60	..JET, MAIN (# 47.5)	1	
37	4BR-1411A-00	..BLOCK JET ASSY	1	
38	4BR-82560-00	..THERMO SWITCH ASSY	1	
39	4BR-14952-00	..WASHER	1	
40	3YX-1416A-00	..O-RING	1	
41	4BR-14148-00	..PIPE	1	
42	7HU-14987-00	..HOSE	4	
43	3HE-14148-00	..PIPE	2	
44	3EN-14261-00	..HOLDER	2	
45	4BP-14978-00	..SHAFT, STARTER LEVER	1	
46	95301-04600	..NUT	1	
47	3LC-1416A-00	..O-RING	4	
48	4BP-14197-00	..PIPE	2	
49	4BP-14988-00	..PIPE, STARTER CONNECTING	2	
50	4V7-14988-00	..PIPE, STARTER CONNECTING	2	
51	822-14147-00	..O RING	4	
52	3LN-14251-00	..NIPPLE	1	
53	3YX-14148-00	..PIPE	2	
54	3EN-14997-00	..SEAL	6	

FIG. 9 CARBURETOR

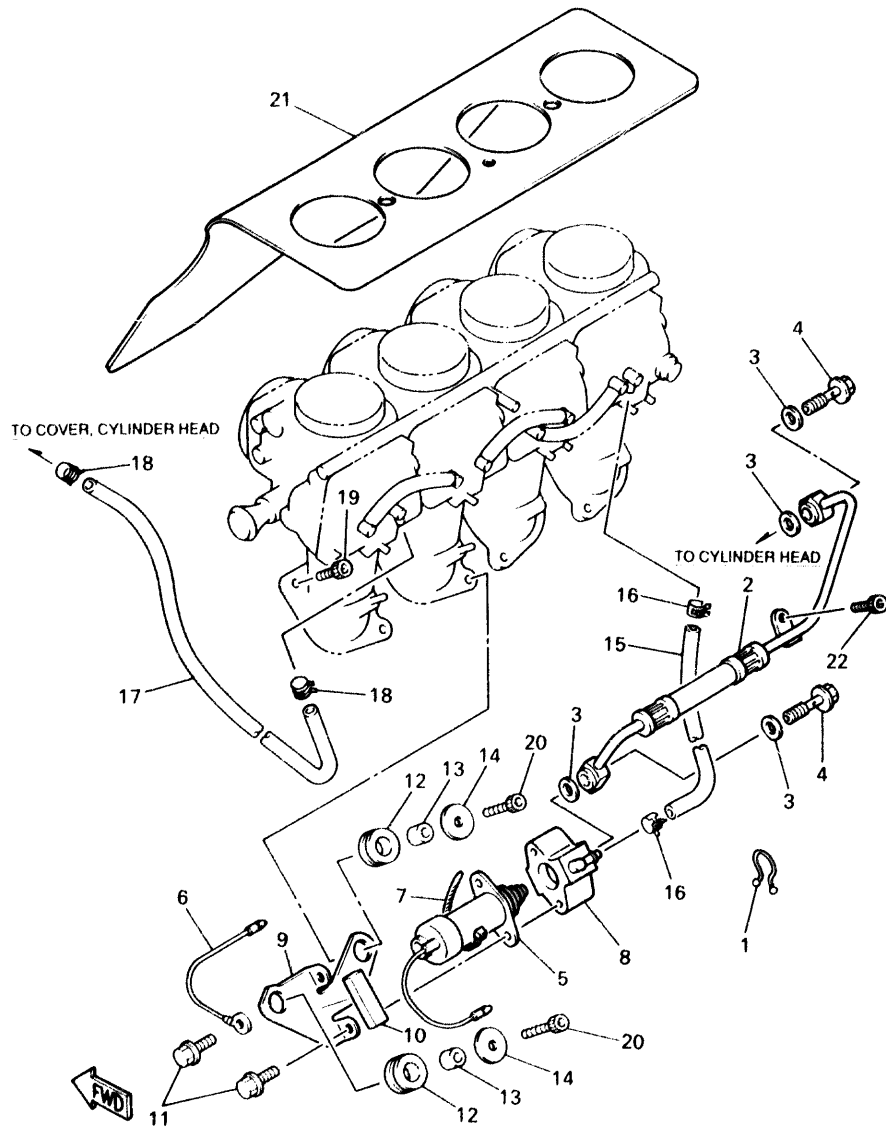


4BR300-3091

REF. NO.	PART NO.	DESCRIPTION	Q'TY	REMARKS
55	92901-05600	.WASHER, PLATE	1	
56	95380-05600	.NUT	1	
57	3LN-14103-00	.THROTTLE SCREW SET	1	
58	3EN-1490K-00	.STOP SCREW SET	3	
59	256-14952-00	.WASHER	1	
60	1FK-14952-00	.WASHER	2	
61	1FK-14179-00	.WASHER, STARTER LEVER	1	
62	22F-14115-00	.PLUG, SCREW	1	
63	46X-14938-00	.SPRING	1	
64	98501-05008	.SCREW, PAN HEAD	1	
65	4BP-12483-01	.PIPE 3	2	
66	4BP-12484-01	.PIPE 4	1	
67	4BP-14139-01	.CLIP, PIPE	6	
68	4BR-14987-00	.HOSE	1	
69	90413-05008	.WAY 3	3	
70	4DS-14987-00	.HOSE	1	
71	4DG-14987-00	.HOSE	1	
72	4HK-14987-00	.HOSE	1	
73	1KT-14994-00	.NET, FILTER	1	

B14

FIG. 10 CARBURETOR 2



4HK010-3100

REF. NO.	PART NO.	DESCRIPTION	QTY	REMARKS
1	90464-16039	CLAMP	2	
2	4BR-13416-00	PIPE, OIL 1	1	
3	90430-06166	GASKET	4	
4	90401-06119	BOLT, UNION	2	
5	4BR-13183-00	VALVE, CHECK	1	
6	3YF-81971-00	WIRE, LEAD	1	
7	90464-35132	CLAMP	1	
8	4BR-14510-02	BODY ASSY	1	
9	4BR-14261-00	HOLDER	1	
10	3XV-21717-00	DAMPER, SIDE COVER	1	
11	95811-06016	BOLT, FLANGE	2	
12	90480-15557	GROMMET	2	
13	90387-064T3	COLLAR	2	
14	90201-06067	WASHER, PLATE	2	
15	4BR-13464-00	HOSE, OIL 1	1	
16	90467-11108	CLIP	2	
17	4BR-1316F-00	HOSE, OIL 1	1	
18	90467-11108	CLIP	2	
19	91311-06020	BOLT	5	
20	90110-06181	BOLT, HEXAGON SOCKET HEAD	2	
21	4BR-12682-01	PROTECTOR, HEAT	1	
22	91311-06025	BOLT	1	

CONTENTS

GENERAL SPEC.

ENGINE

Cylinder Head	B2
Cylinder	B3
Crankshaft · Piston	B4
Valve	B5 ~ B6
Camshaft · Chain	B7
Oil Pump	B8
Oil Cleaner	B9
Intake	B10 ~ B11
Carburetor	B12 ~ B14
Carburetor 2	B15
Exhaust	C2
Crankcase	C3 ~ C5
Crankcase Cover 1	C6 ~ C7
Starter Clutch	C8
Clutch	C9 ~ C10
Transmission	C11 ~ C12
Shift Cam · Fork	C13
Shifter	C14

CHASSIS

Frame	C15
Fender	D2 ~ D3
Side Cover	D4
Rear Arm	D5
Rear Suspension	D6
Steering	D7 ~ D8
Front Fork	D9 ~ D10
Fuel Tank	D11 ~ D12

Seat	D13
Front Wheel	D14
Front Brake Caliper	D15
Rear Wheel	E2 ~ E3
Rear Brake Caliper	E4
Steering Handle · Cable	E5
Front Master Cylinder	E6
Stand · Footrest	E7 ~ E8
Rear Master Cylinder	E9
Generator	E10
Pick Up Coil · Governor	E11
Starting Motor	E12
Flasher Light	E13
Meter	E14
Headlight	E15 ~ F2
Taillight	F3
Handle Switch · Lever	F4
Electrical 1	F5
Electrical 2	F6

INDIVIDUAL SPEC.

FOR ENGLAND

Alternate (Electrical)	F8
------------------------------	----

FOR SWEDEN

Alternate (Engine)	F10
--------------------------	-----

FOR SWITZERLAND, AUSTRIA

Alternate (Engine)	F12
Alternate (Chassis)	F13

INDEX

NUMERICAL INDEX	L1 ~ L4
-----------------------	---------

CONTENTS

GENERAL SPEC.

ENGINE

Cylinder Head	B2
Cylinder	B3
Crankshaft · Piston	B4
Valve	B5 ~ B6
Camshaft · Chain	B7
Oil Pump	B8
Oil Cleaner	B9
Intake	B10 ~ B11
Carburetor	B12 ~ B14
Carburetor 2	B15
Exhaust	C2
Crankcase	C3 ~ C5
Crankcase Cover 1	C6 ~ C7
Starter Clutch	C8
Clutch	C9 ~ C10
Transmission	C11 ~ C12
Shift Cam · Fork	C13
Shifter	C14

CHASSIS

Frame	C15
Fender	D2 ~ D3
Side Cover	D4
Rear Arm	D5
Rear Suspension	D6
Steering	D7 ~ D8
Front Fork	D9 ~ D10
Fuel Tank	D11 ~ D12

Seat	D13
Front Wheel	D14
Front Brake Caliper	D15
Rear Wheel	E2 ~ E3
Rear Brake Caliper	E4
Steering Handle · Cable	E5
Front Master Cylinder	E6
Stand · Footrest	E7 ~ E8
Rear Master Cylinder	E9
Generator	E10
Pick Up Coil · Governor	E11
Starting Motor	E12
Flasher Light	E13
Meter	E14
Headlight	E15 ~ F2
Taillight	F3
Handle Switch · Lever	F4
Electrical 1	F5
Electrical 2	F6

FOR SWITZERLAND, AUSTRIA

Alternate (Engine)	F12
Alternate (Chassis)	F13

INDEX

NUMERICAL INDEX	L1 ~ L4
-----------------------	---------

INDIVIDUAL SPEC.

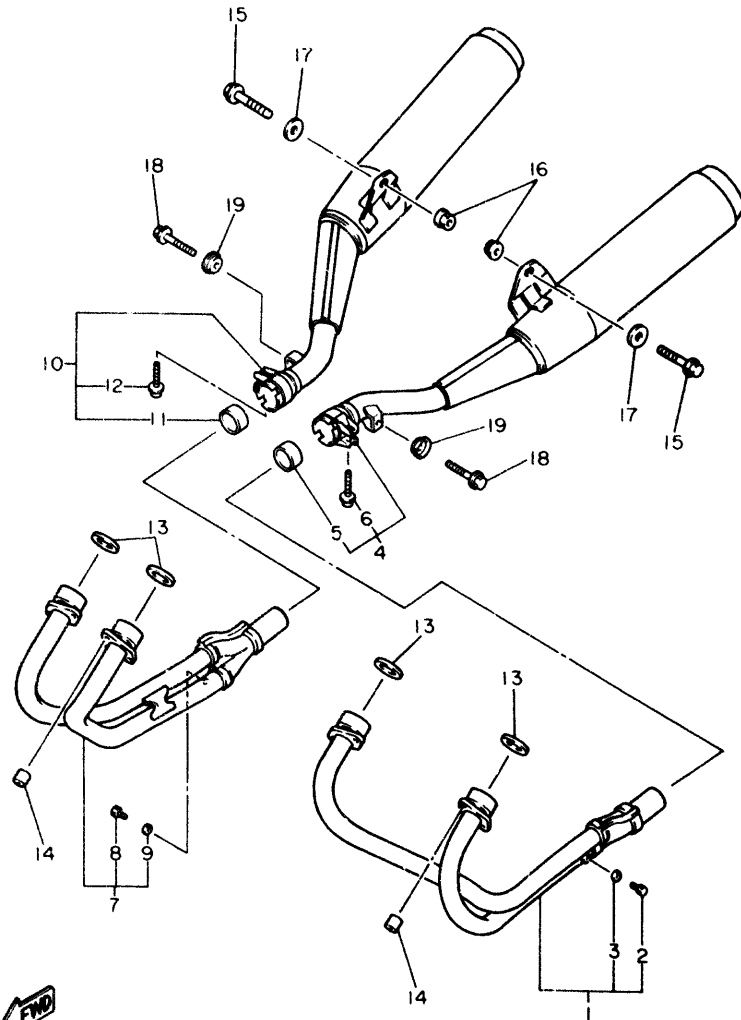
FOR ENGLAND

Alternate (Electrical)	F8
------------------------------	----

FOR SWEDEN

Alternate (Engine)	F10
--------------------------	-----

FIG. 11 EXHAUST

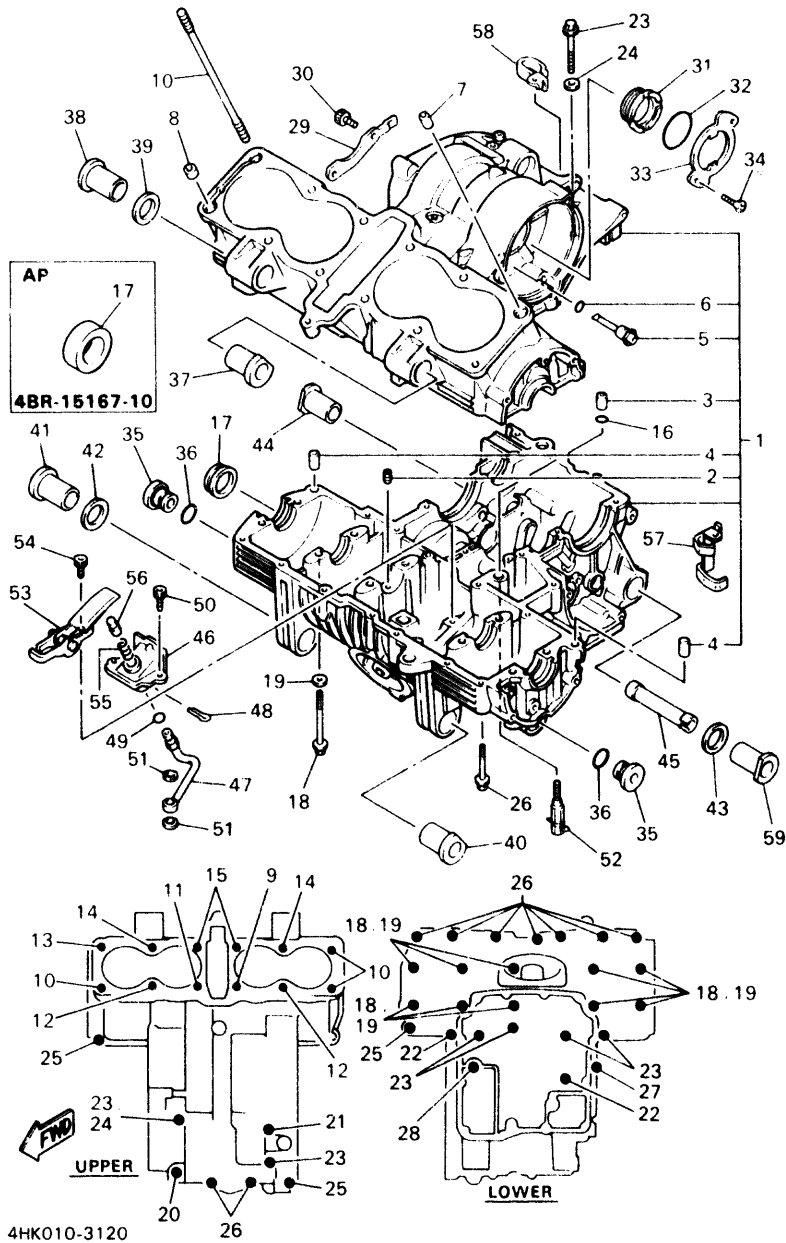


4BP010-1110

REF. NO.	PART NO.	DESCRIPTION	Q'TY	REMARKS
1	4BR-14610-01	EXHAUST PIPE ASSY 1	1	
2	90101-06576	.BOLT	2	
3	92906-06600	.WASHER, PLATE	2	
4	4BR-14710-00	MUFFLER ASSY 1	1	
5	3VD-14755-00	.GASKET, SILENCER	1	
6	90149-08232	.SCREW	1	
7	4BR-14620-01	EXHAUST PIPE ASSY 2	1	
8	90101-06576	.BOLT	2	
9	92906-06600	.WASHER, PLATE	2	
10	4BR-14720-00	MUFFLER ASSY 2	1	
11	3VD-14755-00	.GASKET, SILENCER	1	
12	90149-08232	.SCREW	1	
13	4BR-14613-00	GASKET, EXHAUST PIPE	4	
14	90179-08507	NUT	8	
15	95811-10040	BOLT, FLANGE	2	
16	95701-10500	NUT, FLANGE	2	
17	90201-10669	WASHER, PLATE	2	
18	95811-08035	BOLT, FLANGE	2	
19	90209-08249	WASHER	2	

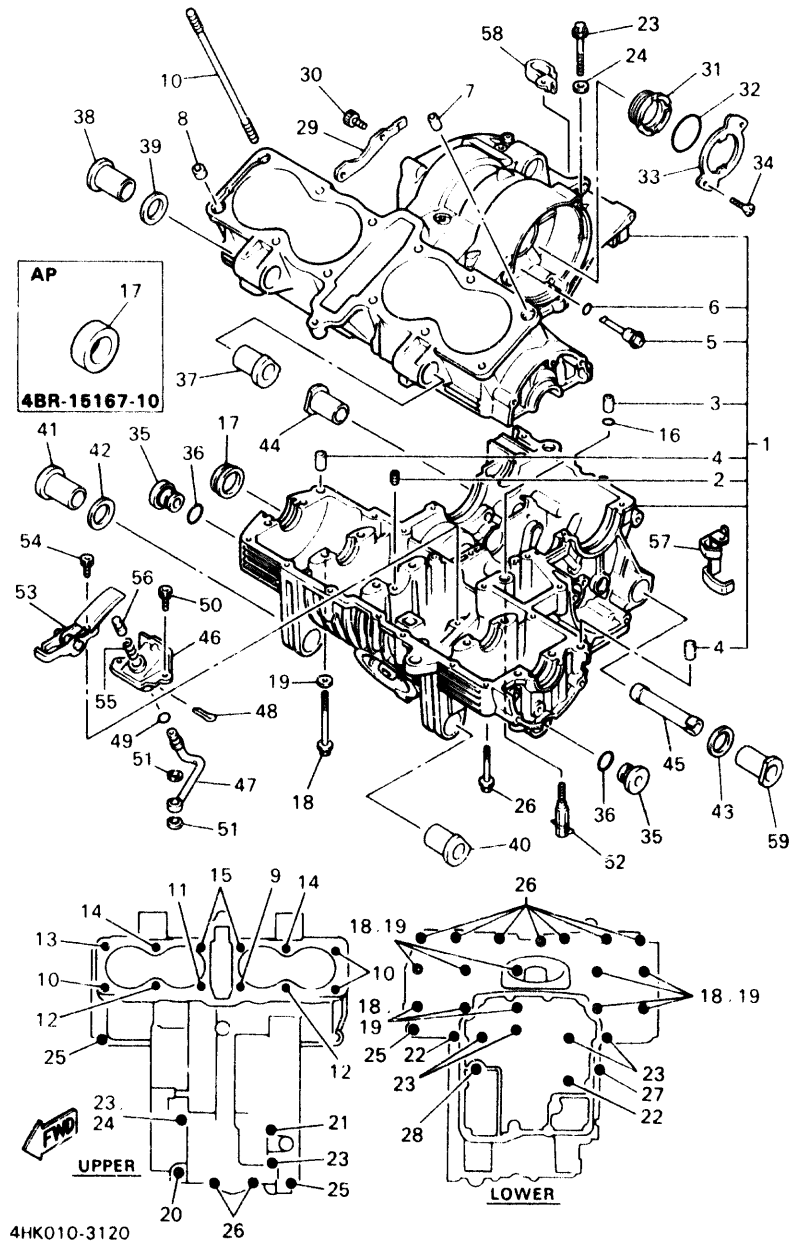
C2

FIG. 12 CRANKCASE



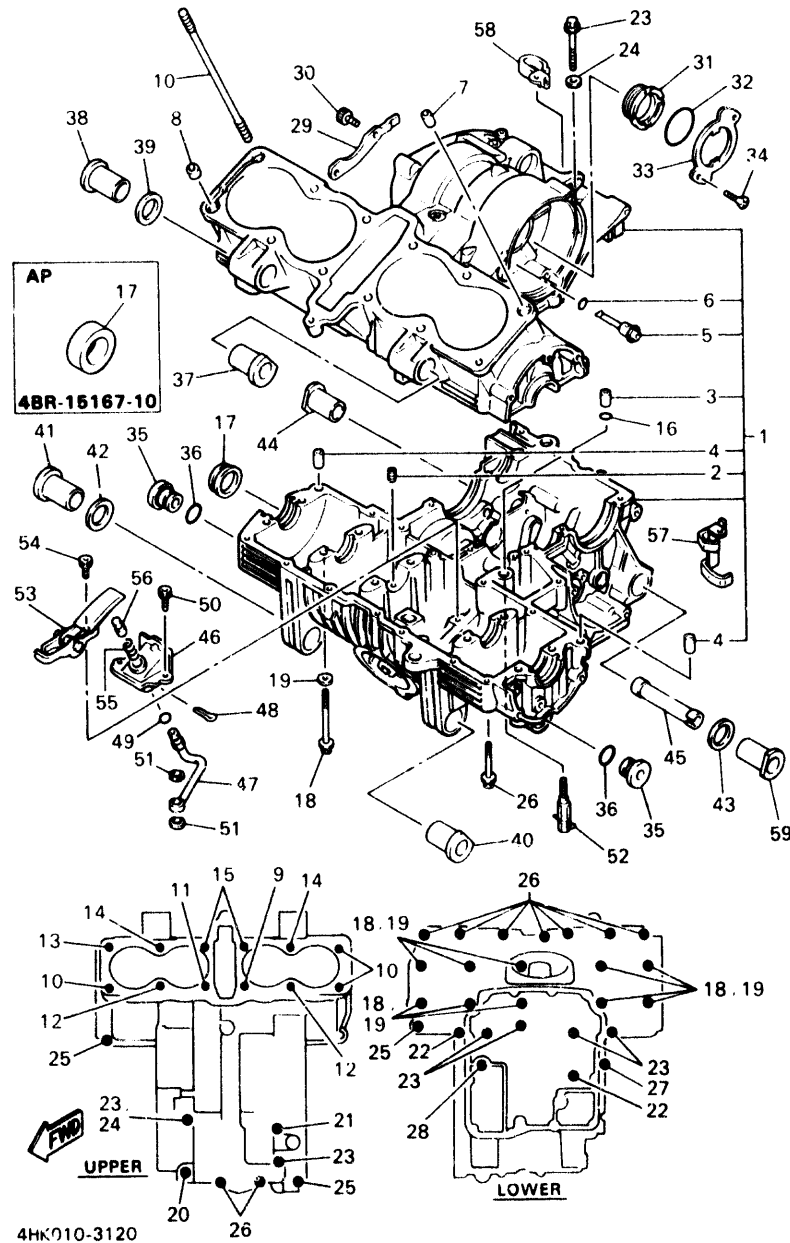
REF. NO.	PART NO.	DESCRIPTION	Q'TY	REMARKS
1	4BR-15100-01	CRANKCASE ASSY	1	
2	4G0-15138-00	.NOZZLE 1	1	
3	99530-10014	.PIN, DOWEL	1	
4	99510-12016	.PIN, DOWEL	2	
5	4BR-15148-00	.NOZZLE 2	1	
6	93210-11453	.O-RING	1	
7	99530-14016	PIN, DOWEL	1	
8	90387-16547	COLLAR	1	
9	90116-08338	BOLT, STUD	1	
10	90116-08566	BOLT, STUD	3	
11	90116-08339	BOLT, STUD	1	
12	90116-08340	BOLT, STUD	2	
13	4BR-11363-00	BOLT, CYLINDER HOLDING 3	1	
14	4G0-11364-00	BOLT, CYLINDER HOLDING 4	2	
15	4G0-11363-00	BOLT, CYLINDER HOLDING 3	2	
16	93210-09350	O-RING	1	
17	90338-48229	PLUG	1	UR
	4BR-15167-10	PLUG, BLIND 1	1	AP
18	95811-08100	BOLT, FLANGE	10	
19	90201-094G1	WASHER, PLATE	10	
20	95811-08080	BOLT, FLANGE	1	
21	95811-06135	BOLT, FLANGE	1	
22	95811-06095	BOLT, FLANGE	2	
23	95811-06065	BOLT, FLANGE	6	
24	90430-06166	GASKET	1	
25	95811-06055	BOLT, FLANGE	3	
26	95811-06045	BOLT, FLANGE	9	
27	95811-06040	BOLT, FLANGE	1	

FIG. 12 CRANKCASE



REF. NO.	PART NO.	DESCRIPTION	Q'TY	REMARKS
28	95811-06035	BOLT, FLANGE	1	
29	4BR-15381-00	PLATE, BEARING COVER	1	
30	91316-06016	BOLT	2	
31	4G0-15163-01	HOUSING, BEARING 1	1	
32	93210-48460	O-RING	1	
33	4G0-15383-00	PLATE, BEARING COVER	1	
34	90151-06014	SCREW, COUNTERSUNK	2	
35	3KM-15189-00	PLUG	2	
36	93210-20573	O-RING	2	
37	4G0-15336-00	DAMPER, ENGINE MOUNT 3	1	
38	33M-15336 00	DAMPER, ENGINE MOUNT 3	1	
39	90202-15153	WASHER, PLATE	1	
40	4G0-15316-00	DAMPER, ENGINE MOUNT 1	1	
41	33M-15337-00	DAMPER 4	1	
42	90202-15153	WASHER, PLATE	1	
43	90202-17211	WASHER, PLATE	1	
44	45X-15326-00	DAMPER, ENGINE MOUNT 2	1	
45	4BR-15327-00	SPACER, ENGINE MOUNT	1	
46	4G0-11592-00	TENSIONER, CHAIN	1	
47	4G0-13171-00	PIPE, DELIVERY 2	1	
48	91401-25020	PIN, COTTER	1	
49	93210-07540	O-RING	1	
50	90110-06158	BOLT, HEXAGON SOCKET HEAD	2	
51	90430-10171	GASKET	2	
52	4G0-11575-00	RELIEF VALVE ASS'Y	1	
53	4BR-11492-00	TENSIONER ARM COMP.	1	
54	90110-06158	BOLT, HEXAGON SOCKET HEAD	2	
55	90501-143A8	SPRING, COMPRESSION	1	

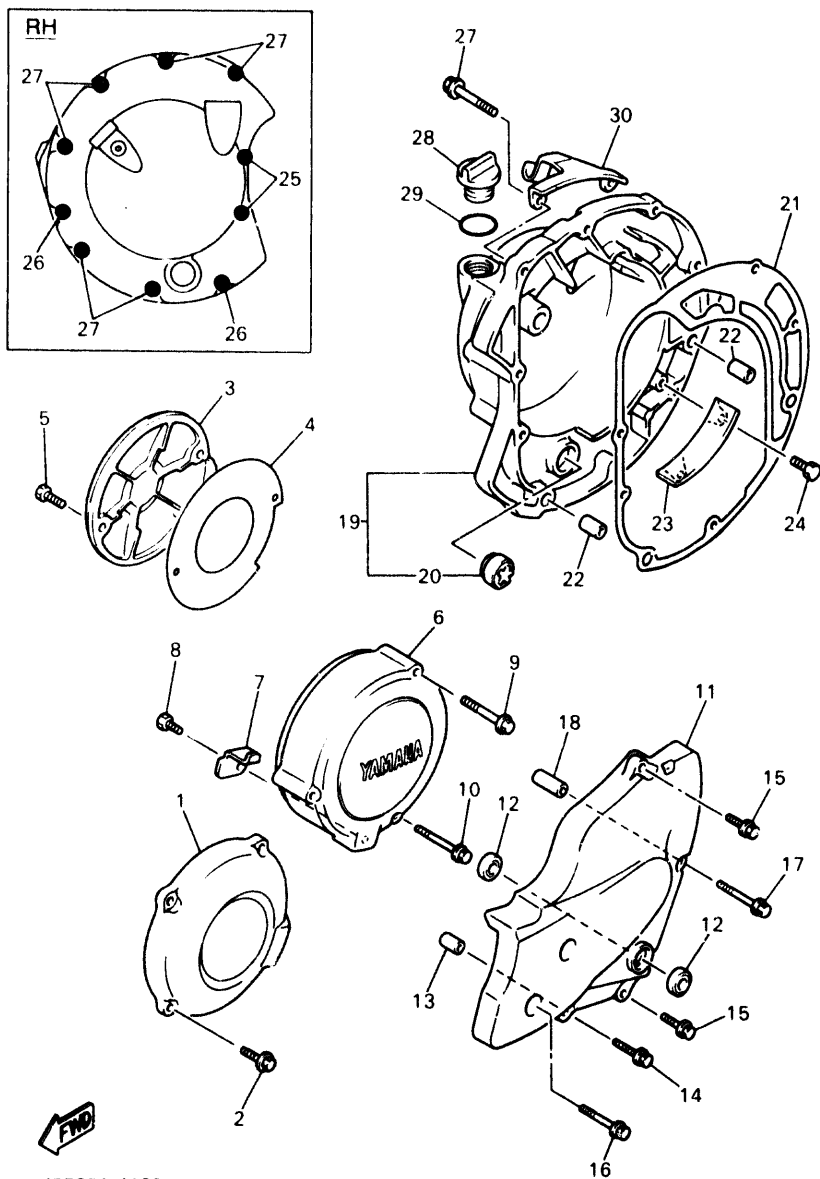
FIG. 12 CRANKCASE



REF. NO.	PART NO.	DESCRIPTION	Q'TY	REMARKS
56	46X-11597-00	PLUNGER, TENSIONER	1	
57	90462-08087	CLAMP	1	
58	90465-10290	CLAMP	1	
59	90387-125Y2	COLLAR	1	

C5

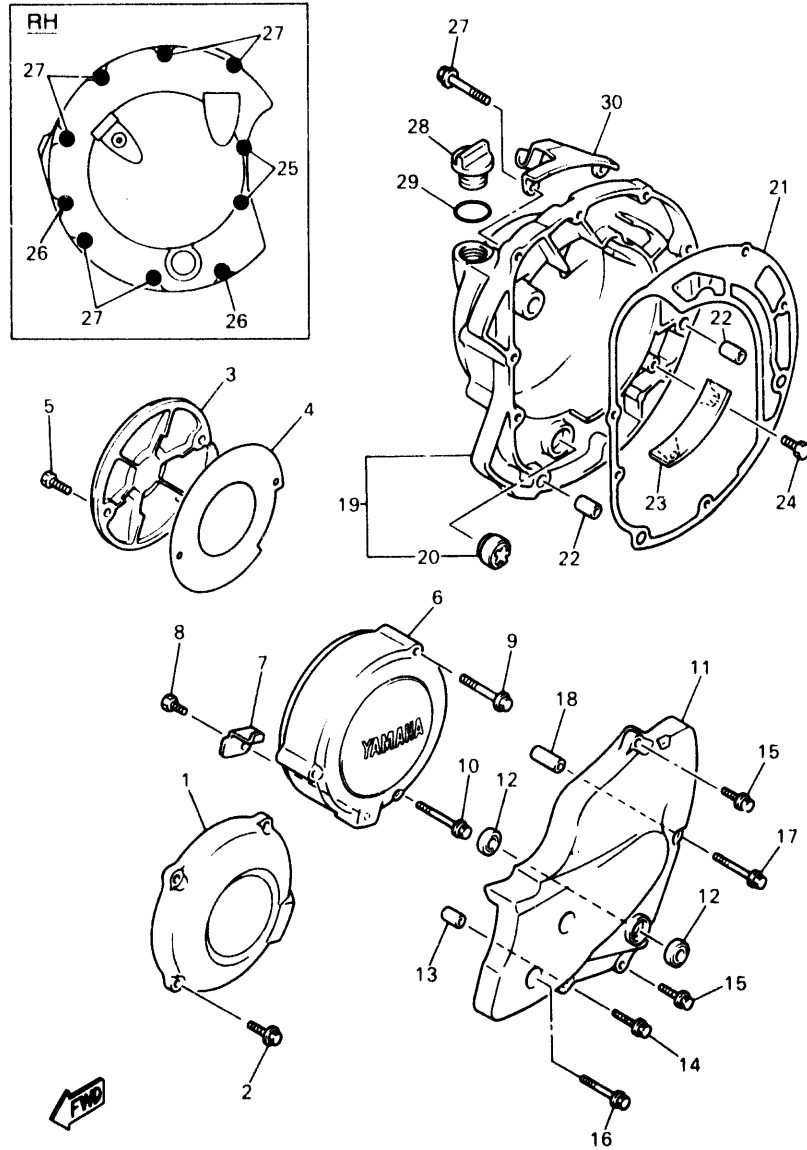
FIG. 13 CRANKCASE COVER 1



4BR351-4130

REF. NO.	PART NO.	DESCRIPTION	Q'TY	REMARKS
1	4BR-15410-00	CRANKCASE COVER ASSY 1	1	
2	95026-06020	BOLT, FLANGE	4	
3	4BR-15420-10	CRANKCASE COVER ASSY 2	1	
4	4BR-15463-00	GASKET, CARBURETOR COVER 2	1	
5	90111-06005	BOLT	2	
6	4BR-15415-00	COVER, GENERATOR	1	
7	4BR-15484-00	CLAMP 2	1	
8	91312-06010	BOLT	1	
9	95021-06065	BOLT, FLANGE	2	
10	90105-06671	BOLT, WASHER BASED	1	
11	4BR-15411-00	COVER, CRANKCASE 1	1	
12	93109-12053	OIL SEAL (SDO 12/18/4-1)	2	
13	99530-10014	PIN, DOWEL	2	
14	95023-06035	BOLT	1	
15	95023-06030	BOLT	2	
16	95021-06055	BOLT, FLANGE	2	
17	95021-06065	BOLT, FLANGE	1	
18	90387-064Y1	COLLAR	1	
19	4BR-W1543-00	CRANKCASE COVER ASSY 2	1	
20	3Y1-15361-00	J.GAUGE, LEVEL	1	
21	4BR-15461-00	GASKET, CRANKCASE COVER 2	1	
22	99530-10014	PIN, DOWEL	2	
23	49A-15412-00	PLATE, OIL GUIDE	1	
24	97021-06012	BOLT	2	
25	95026-06070	BOLT, FLANGE	2	
26	95026-06040	BOLT, FLANGE	2	
27	95026-06030	BOLT, FLANGE	6	
28	3F9-15362-00	PLUG, OIL LEVEL	1	

FIG. 13 CRANKCASE COVER 1

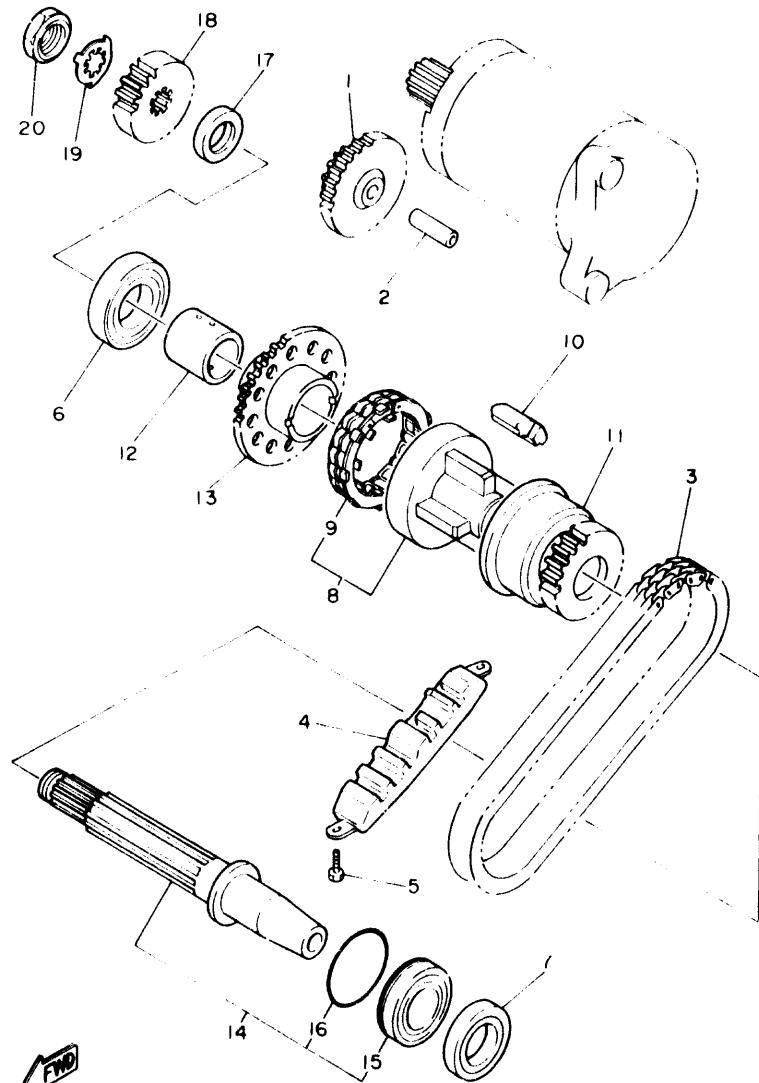


REF. NO.	PART NO.	DESCRIPTION	Q'TY	REMARKS
29	93210-27778	O-RING	1	
30	4BR-15441-00	HOLDER, CLUTCH CABLE	1	

4BR351-4130

C7

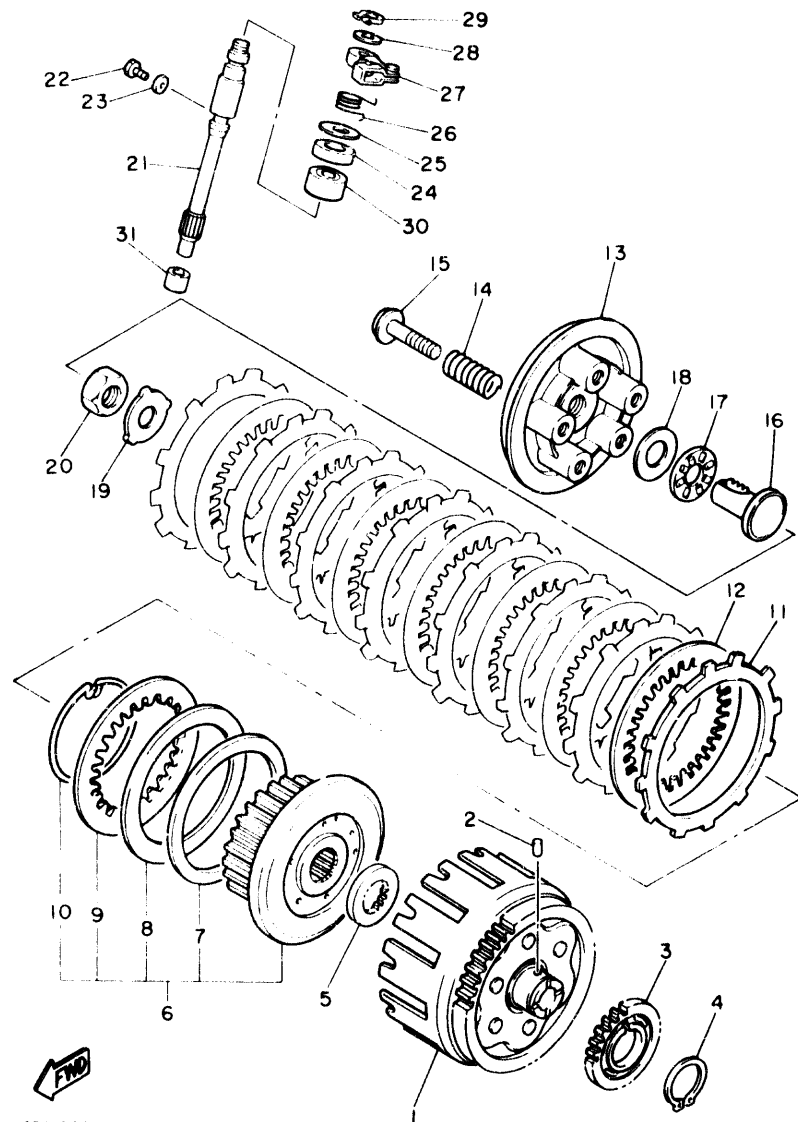
FIG. 14 STARTER CLUTCH



48R351-2140

REF. NO.	PART NO.	DESCRIPTION	Q'TY	REMARKS
1	4BP-15512-00	GEAR, IDLER 1	1	
2	33M-15521-00	SHAFT 1	1	
3	4BR-16139-00	CHAIN, PRIMARY	1	
4	4BR-11474-00	GUIDE, UPPER	1	
5	97313-06014	BOLT	2	
6	93306-30525	BEARING (B6305)	1	
7	93102-25253	OIL SEAL	1	
8	4BR-15570-00	STARTER CLUTCH ASSY	1	
9	4BR-15580-01	STARTER CLUTCH OUTER ASSY	1	
10	4BR-16155-00	ABSORBER 1	4	
11	4BR-11537-00	GEAR, DRIVEN	1	
12	90387-253Y6	COLLAR	1	
13	4BP-15517-00	GEAR, IDLER 2	1	
14	4G0-11406-00	SHAFT ASSY	1	
15	93306-20545	BEARING	1	
16	93210-47440	O-RING	1	
17	90387-2103N	COLLAR	1	
18	4U8-16111-00	GEAR, PRIMARY DRIVE (28T)	1	
19	90215-19226	WASHER, LOCK	1	
20	90179-16319	NUT	1	

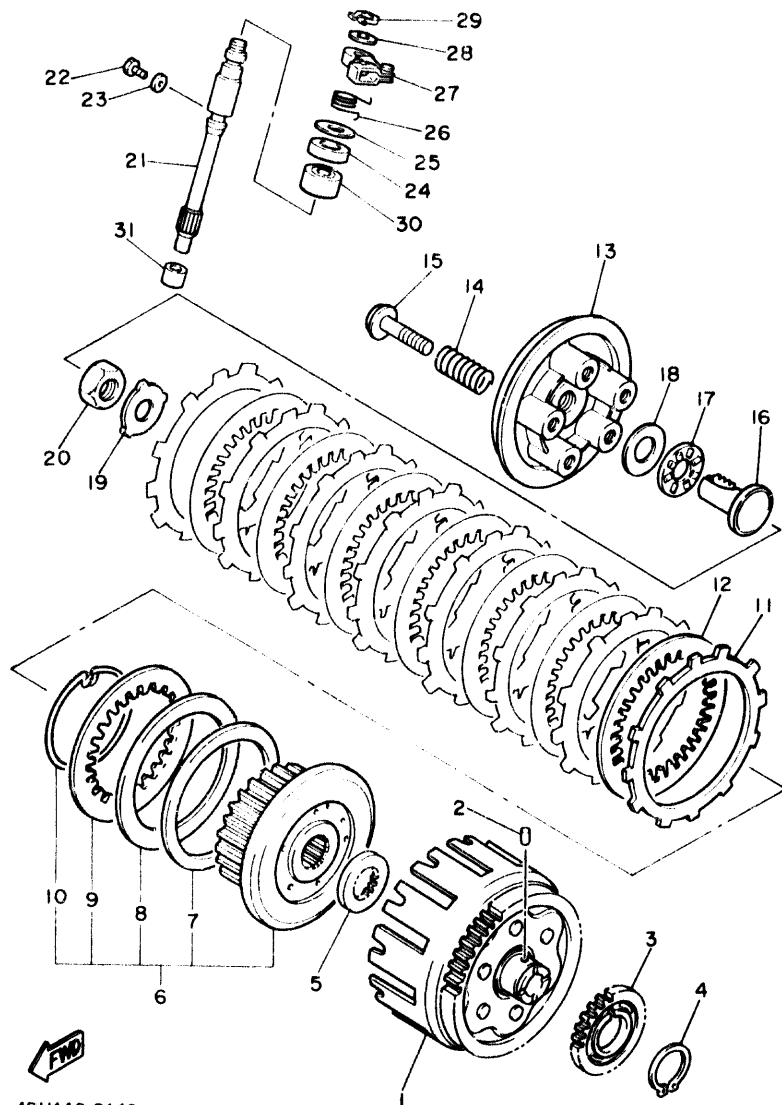
FIG. 15 CLUTCH



4DU110-3140

REF. NO.	PART NO.	DESCRIPTION	Q'TY	REMARKS
1	4U8-16170-01	PRIMARY DRIVEN GEAR COMP(65T)	1	
2	93605-10108	PIN, DOWEL	1	
3	4G0-13324-09	GEAR, PUMP DRIVE	1	
4	93410-40059	CIRCLIP	1	
5	3Y1-16154-00	PLATE, THRUST 1	1	
6	4BR-16370-00	CLUTCH BOSS ASSY	1	
7	1J7-16384-00	PLATE, SEAT	1	
8	1J7-16383-01	SPRING, CLUTCH BOSS	1	
9	168-16324-00	PLATE, CLUTCH 1	1	
10	1J7-16385-00	RING, CLUTCH BOSS	1	
11	4H7-16321-01	PLATE, FRICTION	8	
12	4H7-16325-00	PLATE, CLUTCH 2	7	
13	4BR-16351-00	PLATE, PRESSURE 1	1	
14	90501-23391	SPRING, COMPRESSION	5	
15	90159-06092	SCREW, WITH WASHER	5	
16	3LD-1637A-01	ROD PUSH ASSY	1	
17	93340-21505	BEARING, THRUST	1	
18	90201-150H2	WASHER, PLATE	1	
19	90215-20231	WASHER, LOCK	1	
20	50170-20327	NUT	1	
21	3JD-16382-00	AXLE, PUSH LEVER	1	
22	90109-06778	BOLT	1	
23	90430-06014	GASKET	1	
24	93102-15212	OIL SEAL	1	
25	90201-15785	WASHER, PLATE	1	
26	90508-142A8	SPRING, TORSION	1	
27	4BR-16340-00	PUSH LEVER ASSY	1	
28	90201-10119	WASHER, PLATE	1	

FIG. 15 CLUTCH

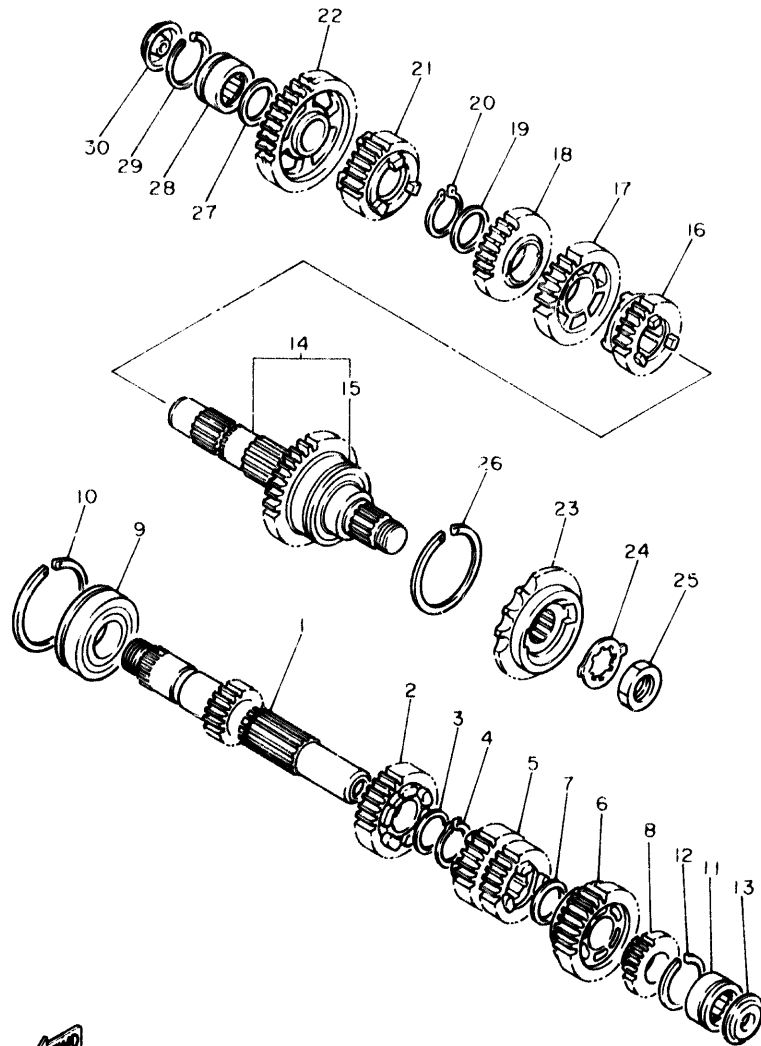


4DU110-3140

C10

REF. NO.	PART NO.	DESCRIPTION	Q'TY	REMARKS
29	99009-10400	CIRCLIP	1	
30	93315-31502	BEARING, CYLINDRICAL	1	
31	93315-10838	BEARING, CYLINDRICAL	1	

FIG. 16 TRANSMISSION



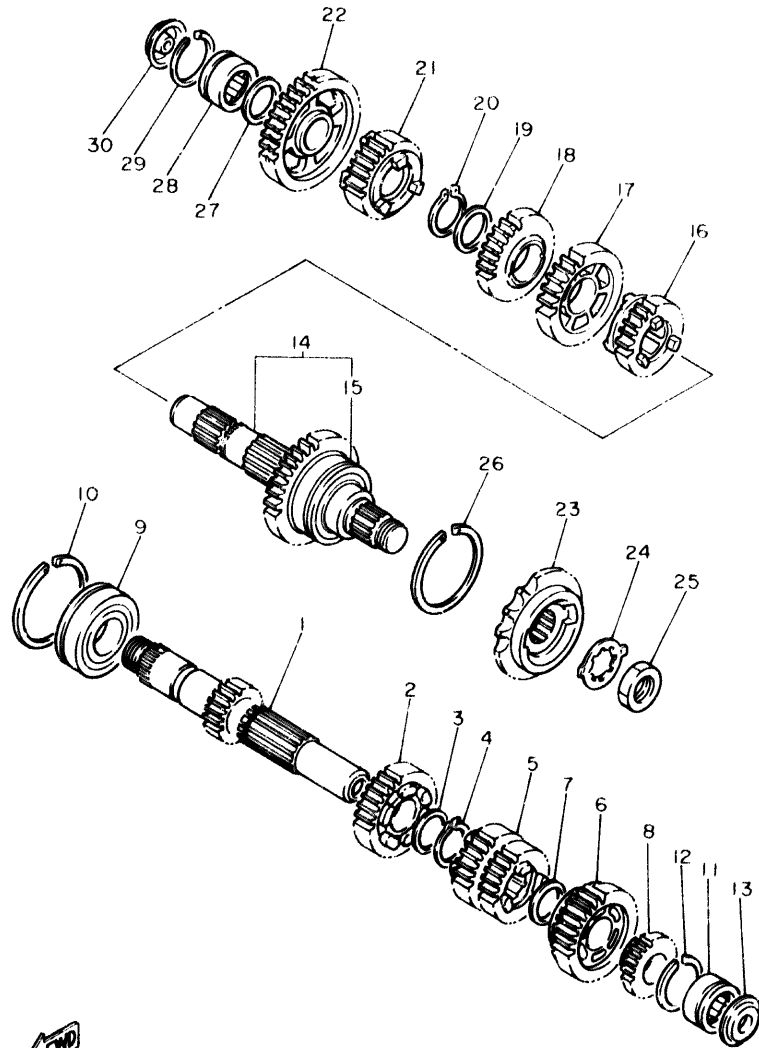
48P010-1160

REF. NO.	PART NO.	DESCRIPTION	Q'TY	REMARKS
1	4BR-17411-00	AXLE, MAIN (15T)	1	
2	4BR-17151-00	GEAR, 5TH PINION (23T)	1	
3	90209-22191	WASHER	1	
4	93440-25084	CIRCLIP	1	
5	4BR-17131-00	GEAR, 3RD PINION (27T)	1	
6	4BR-17161-01	GEAR, 6TH PINION (28T)	1	
7	90201-200K3	WASHER, PLATE	1	
8	4BR-17121-00	GEAR, 2ND PINION (18T)	1	
9	93306-30530	BEARING (6305NC3)	1	
10	278-17424-01	CIRCLIP 1	1	
11	93311-42045	BEARING (20NG3315NE)	1	
12	278-17425-00	CIRCLIP 2	1	
13	4G0-17433-01	NOZZLE	1	
14	4BR-17402-01	DRIVE AXLE ASSY	1	
15	93102-35109	OIL SEAL (SD-35-62-6 HS)	1	
16	4BR-17261-00	GEAR, 6TH WHEEL (23T)	1	
17	4BR-17231-00	GEAR, 3RD WHEEL (28T)	1	
18	4BR-17241-00	GEAR, 4TH WHEEL (29T)	1	
19	90209-22191	WASHER	1	
20	93440-25084	CIRCLIP	1	
21	4BR-17251-01	GEAR, 5TH WHEEL (21T)	1	
22	4BR-17211-00	GEAR, 1ST WHEEL (41T)	1	
23	4BR-17460-00	SPROCKET, DRIVE (16T)	1	
24	90215-23265	WASHER, LOCK	1	
25	90179-18552	NUT	1	
26	278-17424-01	CIRCLIP 1	1	
27	90201-20276	WASHER, PLATE (1.0T)	1	
28	93311-42045	BEARING (20NG3315NE)	1	

C11

FIG. 16 TRANSMISSION

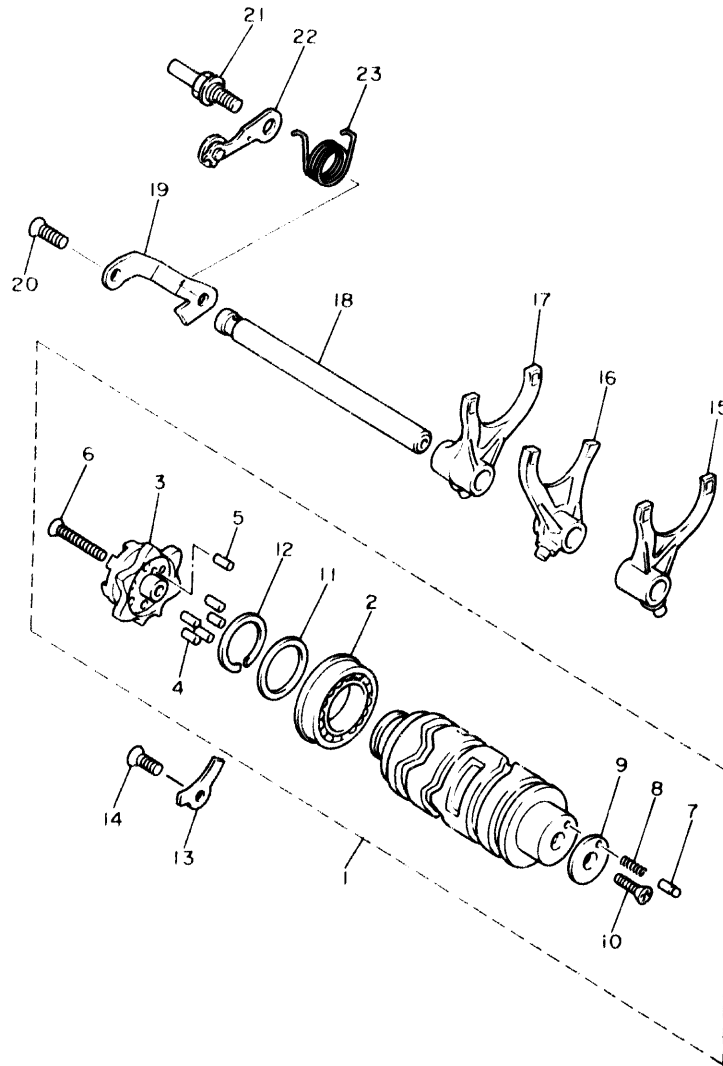
REF. NO.	PART NO.	DESCRIPTION	Q'TY	REMARKS
29	278-17425-00	CIRCLIP 2	1	
30	4G0-17433-01	NOZZLE	1	



4BP010-1160

C12

FIG. 17 SHIFT CAM • FORK

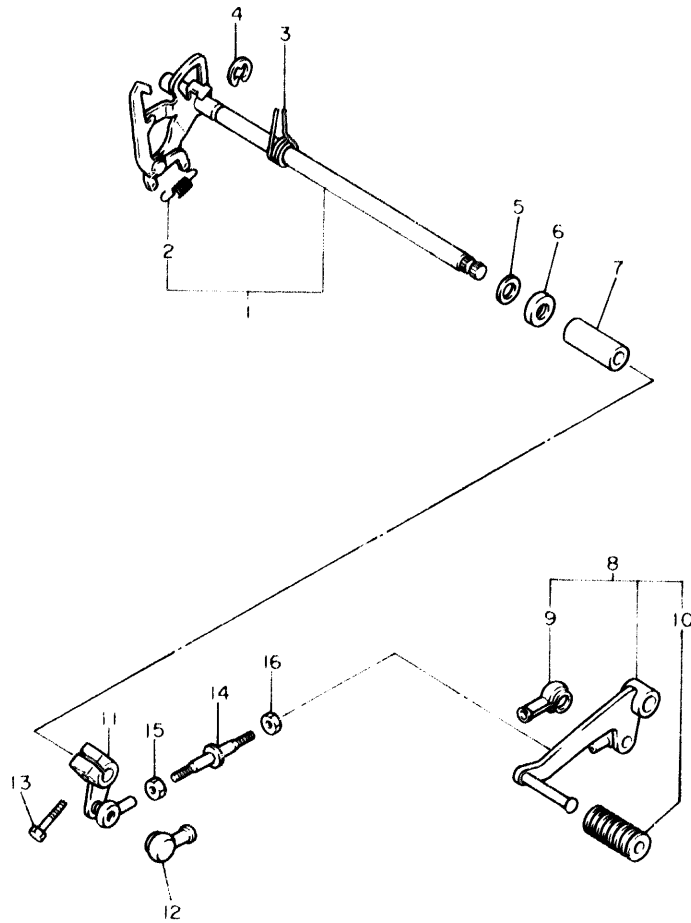


REF. NO	PART NO.	DESCRIPTION	Q'TY	REMARKS
1	4BR-18540-01	SHIFT CAM ASSY	1	
2	93306-90503	.BEARING	1	
3	4BR-18185-00	.SEGMENT	1	
4	93604-12037	.PIN, DOWEL	5	
5	93604-10011	.PIN, DOWEL	1	
6	90151-06013	.SCREW, COUNTERSUNK	1	
7	278-18542-00	.POINT, NEUTRAL	1	
8	90501-06022	.SPRING, COMPRESSION	1	
9	278-18566-00	.PLATE, SIDE 2	1	
10	90151-05055	.SCREW, COUNTERSUNK	1	
11	117-15644-00	.SHIM	1	
12	93440-25084	.CIRCLIP	1	
13	49A-15383-00	PLATE, BEARING COVER	1	
14	98701-06016	SCREW, FLAT HEAD	1	
15	4BR-18511-00	FORK, SHIFT 1	1	
16	4BR-18512-00	FORK, SHIFT 2	1	
17	4BR-18513-00	FORK, SHIFT 3	1	
18	4BR-18531-00	BAR, SHIFT FORK GUIDE 1	1	
19	4BR-18536-00	STOPPER, SHIFT BAR	1	
20	98701-06016	SCREW, FLAT HEAD	1	
21	4BR-18127-00	STOPPER, SCREW	1	
22	4BR-18140-00	STOPPER LEVER ASSY	1	
23	90508-241A9	SPRING, TORSION	1	



4BP010-1170

FIG. 18 SHIFTER

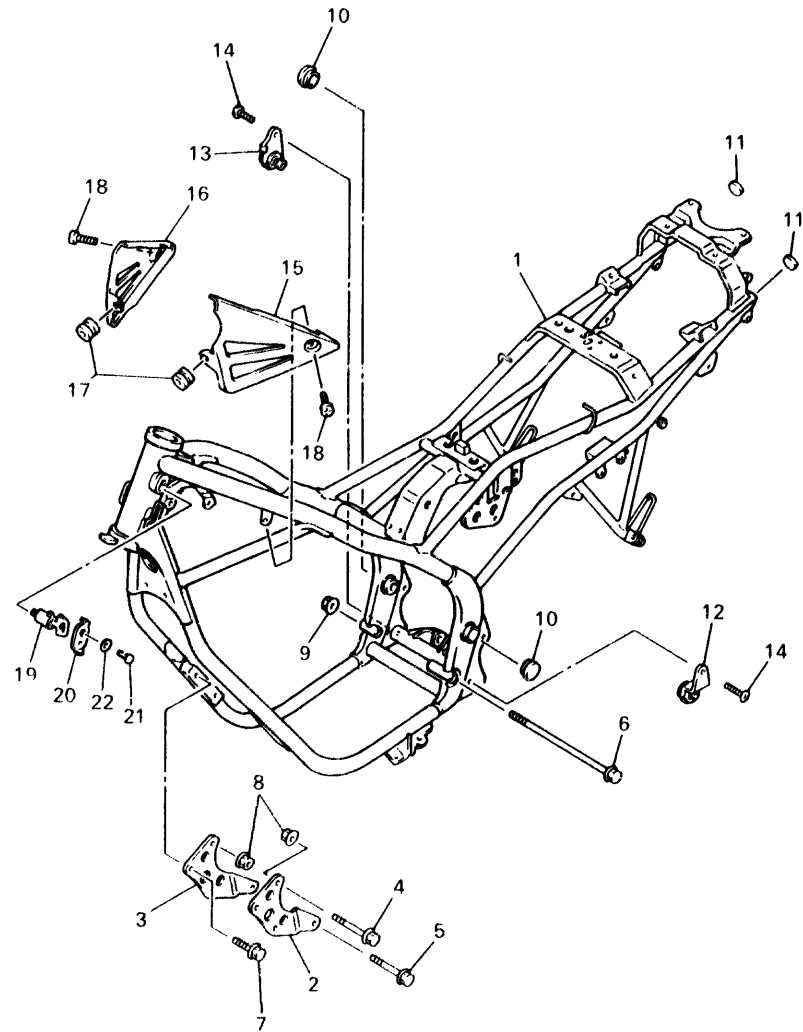


4BP010-1180

REF. NO.	PART NO.	DESCRIPTION	Q'TY	REMARKS
1	4BR-18120-00	SHIFT LEVER ASSY	1	
2	90506-08227	.SPRING, TENSION	1	
3	90508-292A0	SPRING, TORSION	1	
4	99006-10600	CIRCLIP	1	
5	90201-127J6	WASHER, PLATE	1	
6	93102-12321	OIL SEAL	1	
7	90560-12211	SPACER	1	
8	4BR-18110-00	SHIFT PEDAL ASSY	1	
9	2H9-18154-00	.COVER, DUST	1	
10	132-18113-01	.COVER, SHIFT PEDAL	1	
11	4BR-18112-00	ARM, SHIFT	1	
12	2H9-18154-00	COVER, DUST	1	
13	97011-06020	BOLT	1	
14	26H-18115-00	ROD, SHIFT	1	
15	95380-06700	NUT	1	
16	90170-06228	NUT(COUNTER CLOCKWISE)	1	

C14

FIG. 19 FRAME



REF. NO.	PART NO.	DESCRIPTION	Q'TY	REMARKS
1	4KE-21110-00-P0	FRAME COMP.	1	UR REDDISH YELLOW COCKTAIL 1 UR STAR SILVER
	4KE-21110-00-6M	FRAME COMP.	1	
2	4BP-21315-00	STAY, ENGINE 2	1	
3	4BP-21316-00	STAY, ENGINE 3	1	
4	90105-10253	BOLT, WASHER BASED	2	
5	95811-10050	BOLT, FLANGE	2	
6	90105-12523	BOLT, WASHER BASED	1	
7	95811-10016	BOLT, FLANGE	4	
8	90179-10247	NUT	4	
9	90179-1242i	NUT	1	
10	3SX-2135F-00	COVER	2	
11	3YJ-24481-00	PLUG	2	
12	4BP-21445-00	STAY, MUFFLER 1	1	
13	4BP-21446-00	STAY, MUFFLER 2	1	
14	90157-08117	SCREW, PAN HEAD	2	
15	4BP-2117F-00	COVER	1	
16	4BP-2117M-00	COVER 2	1	
17	90480-12320	GROMMET	2	
18	90149-06298	SCREW	2	
19	*	STEERING LOCK ASSY	1	LM
20	134-23484-10	CAP, HANDLE LOCK	1	
21	90269-04003	RIVET	1	
22	90208-04029	WASHER, CONICAL SPRING	1	


4KE351-4190

CONTENTS

GENERAL SPEC.

ENGINE

Cylinder Head	B2
Cylinder	B3
Crankshaft · Piston	B4
Valve	B5 ~ B6
Camshaft · Chain	B7
Oil Pump	B8
Oil Cleaner	B9
Intake	B10 ~ B11
Carburetor	B12 ~ B14
Carburetor 2	B15
Exhaust	C2
Crankcase	C3 ~ C5
Crankcase Cover 1	C6 ~ C7
Starter Clutch	C8
Clutch	C9 ~ C10
Transmission	C11 ~ C12
Shift Cam · Fork	C13
Shifter	C14

CHASSIS

Frame	C15
Fender	D2 ~ D3
Side Cover	D4
Rear Arm	D5
Rear Suspension	D6
Steering	D7 ~ D8
Front Fork	D9 ~ D10
Fuel Tank	D11 ~ D12

Seat	D13
Front Wheel	D14
Front Brake Caliper	D15
Rear Wheel	E2 ~ E3
Rear Brake Caliper	E4
Steering Handle · Cable	E5
Front Master Cylinder	E6
Stand · Footrest	E7 ~ E8
Rear Master Cylinder	E9
Generator	E10
Pick Up Coil · Governor	E11
Starting Motor	E12
Flasher Light	E13
Meter	E14
Headlight	E15 ~ F2
Taillight	F3
Handle Switch · Lever	F4
Electrical 1	F5
Electrical 2	F6

INDIVIDUAL SPEC.

FOR ENGLAND

Alternate (Electrical)	F8
------------------------------	----

FOR SWEDEN

Alternate (Engine)	F10
--------------------------	-----

FOR SWITZERLAND, AUSTRIA

Alternate (Engine)	F12
Alternate (Chassis)	F13

INDEX

NUMERICAL INDEX	L1 ~ L4
-----------------------	---------

CONTENTS

GENERAL SPEC.

ENGINE

Cylinder Head	B2
Cylinder	B3
Crankshaft · Piston	B4
Valve	B5 ~ B6
Camshaft Chain	B7
Oil Pump	B8
Oil Cleaner	B9
Intake	B10 ~ B11
Carburetor	B12 ~ B14
Carburetor 2	B15
Exhaust	C2
Crankcase	C3 ~ C5
Crankcase Cover 1	C6 ~ C7
Starter Clutch	C8
Clutch	C9 ~ C10
Transmission	C11 ~ C12
Shift Cam · Fork	C13
Shifter	C14

CHASSIS

Frame	C15
Fender	D2 ~ D3
Side Cover	D4
Rear Arm	D5
Rear Suspension	D6
Steering	D7 ~ D8
Front Fork	D9 ~ D10
Fuel Tank	D11 ~ D12

Seat	D13
Front Wheel	D14
Front Brake Caliper	D15
Rear Wheel	E2 ~ E3
Rear Brake Caliper	E4
Steering Handle · Cable	E5
Front Master Cylinder	E6
Stand · Footrest	E7 ~ E8
Rear Master Cylinder	E9
Generator	E10
Pick Up Coil · Governor	E11
Starting Motor	E12
Flasher Light	E13
Meter	E14
Headlight	E15 ~ F2
Taillight	F3
Handle Switch · Lever	F4
Electrical 1	F5
Electrical 2	F6

INDIVIDUAL SPEC.

FOR ENGLAND

Alternate (Electrical)	F8
------------------------------	----

FOR SWEDEN

Alternate (Engine)	F10
--------------------------	-----

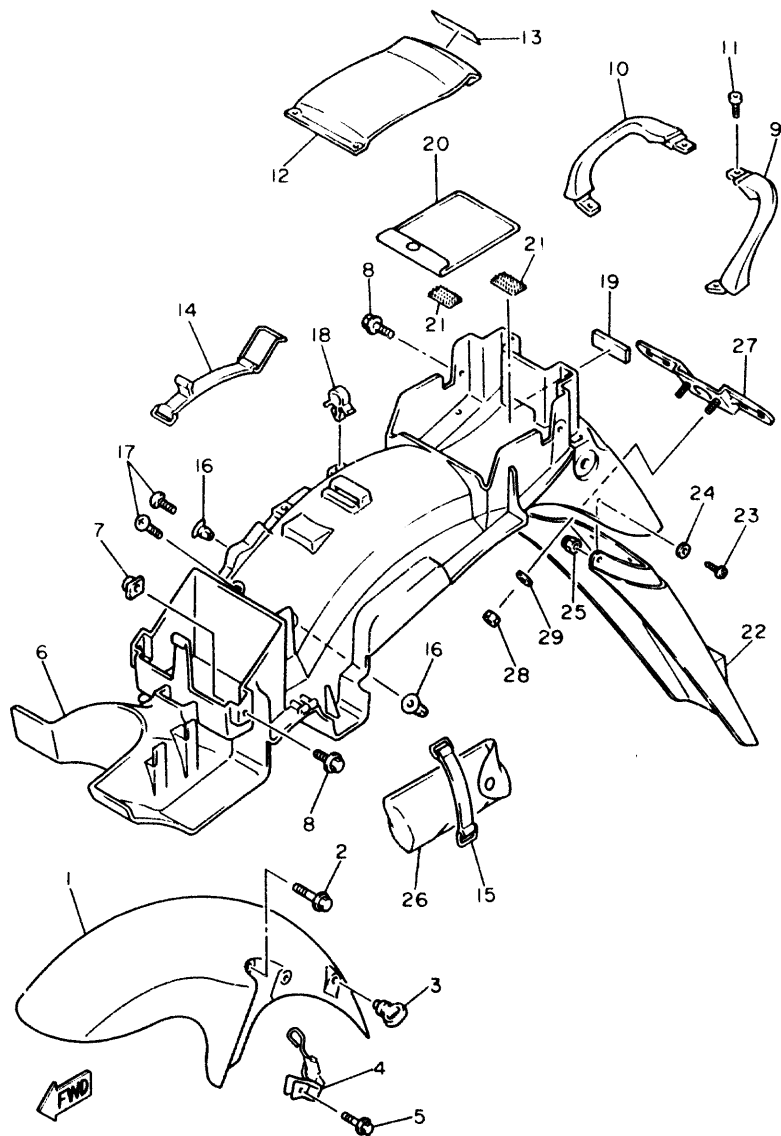
FOR SWITZERLAND, AUSTRIA

Alternate (Engine)	F12
Alternate (Chassis)	F13

INDEX

NUMERICAL INDEX	L1 ~ L4
-----------------------	---------

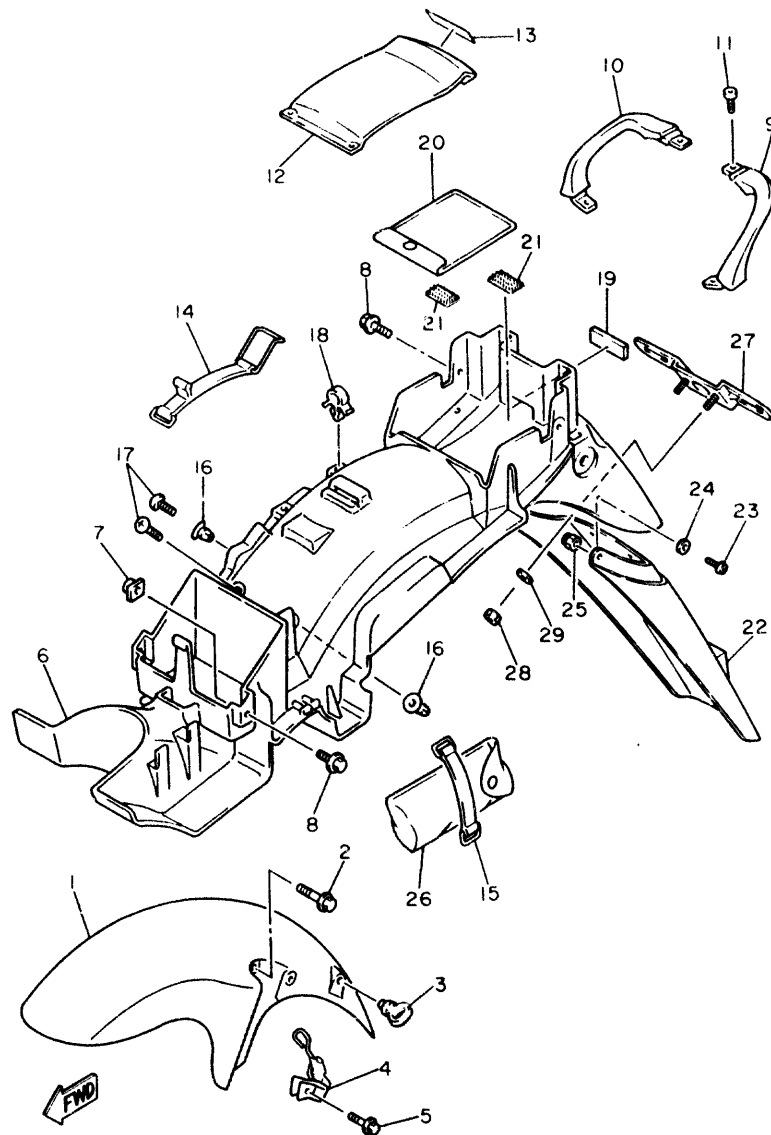
FIG. 20 FENDER



4BR352-2200

REF. NO.	PART NO.	DESCRIPTION	Q'TY	REMARKS
1	4BP-21510-00-P4	FRONT FENDER COMP.	1	UR REDDISH YELLOW COCKTAIL 1
	4BP-21510-00-6M	FRONT FENDER COMP.	1	UR STAR SILVER
2	95023-06016	BOLT	4	
3	1A8-21518-00	HOLDER, CABLE	1	
4	4BP-25875-01	HOLDER, BRAKE HOSE 1	1	
5	95023-06025	BOLT	1	
6	4BR-21611-00	FENDER, REAR	1	
7	31A-14477-00	PLATE	2	
8	90119-06043	BOLT, WITH WASHER	4	
9	4BP-21644-00	STAY, REAR	1	
10	4BP-21645-00	STAY, REAR	1	
11	90109-060E9	BOLT	4	
12	4BP-21651-00-P4	COVER, REAR FENDER	1	UR REDDISH YELLOW COCKTAIL 1
	4BP-21651-00-6M	COVER, REAR FENDER	1	UR STAR SILVER
13	4DU-2153A-10	EMBLEM, YAMAHA	1	UR FOR RYC1
	4BR-2153A-00	EMBLEM, YAMAHA	1	UR FOR SS
14	4BP-82131-00	BAND, BATTERY	1	
15	120-82131-00	BAND, BATTERY	1	
16	90338-08226	PLUG	4	
17	97706-60016	SCREW, TAPPING	4	
18	90464-15157	CLAMP	1	
19	8U9-77162-00	STRIP, WEATHER 2	1	
20	4K5-28186-00	POUCH	1	
21	4K5-2814E-10	HOOK	2	
22	4BR-21621-00	FLAP	1	
23	90149 04278	SCREW	4	
24	90201-047A2	WASHER, PLATE	4	
25	95601-04100	NUT, U	4	

FIG. 20 FENDER

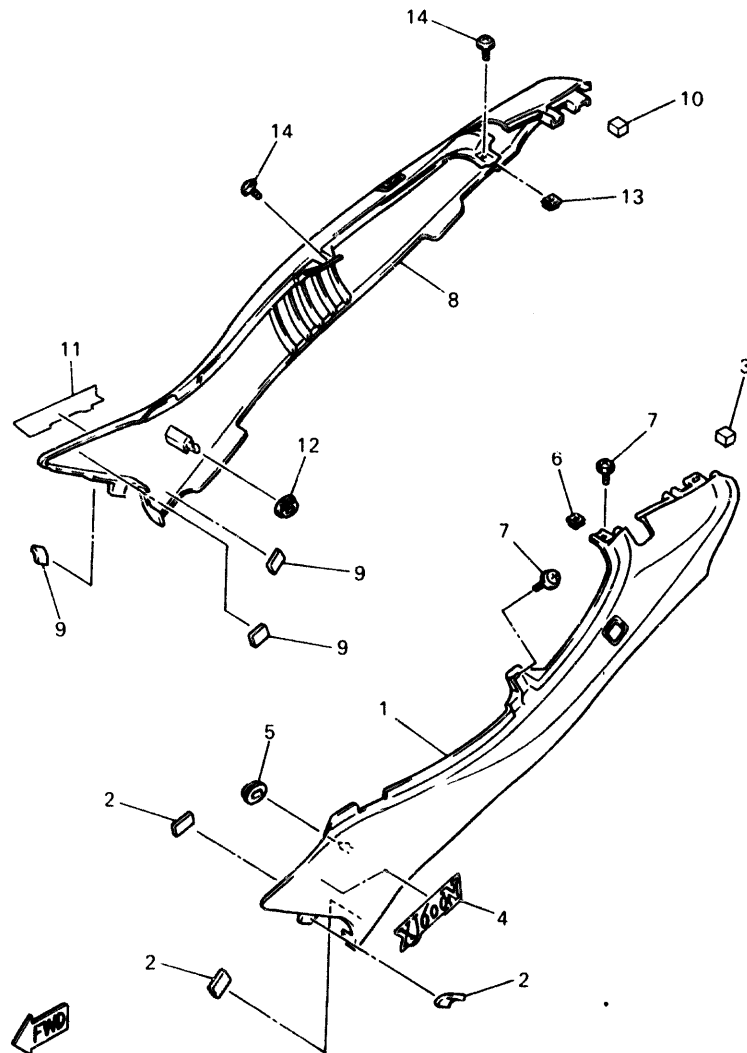


4BR352-2200

REF. NO.	PART NO.	DESCRIPTION	Q'TY	REMARKS
26	1HX-28100-01	TOOL KIT	1	
27	1KH-84751-00-90	BRACKET, LICENSE	1	*UNI-CHROME (BLACK CHROMATE)
28	95616-06100	NUT, U	2	
29	90201-06059	WASHER, PLATE	2	

D3

FIG. 21 SIDE COVER

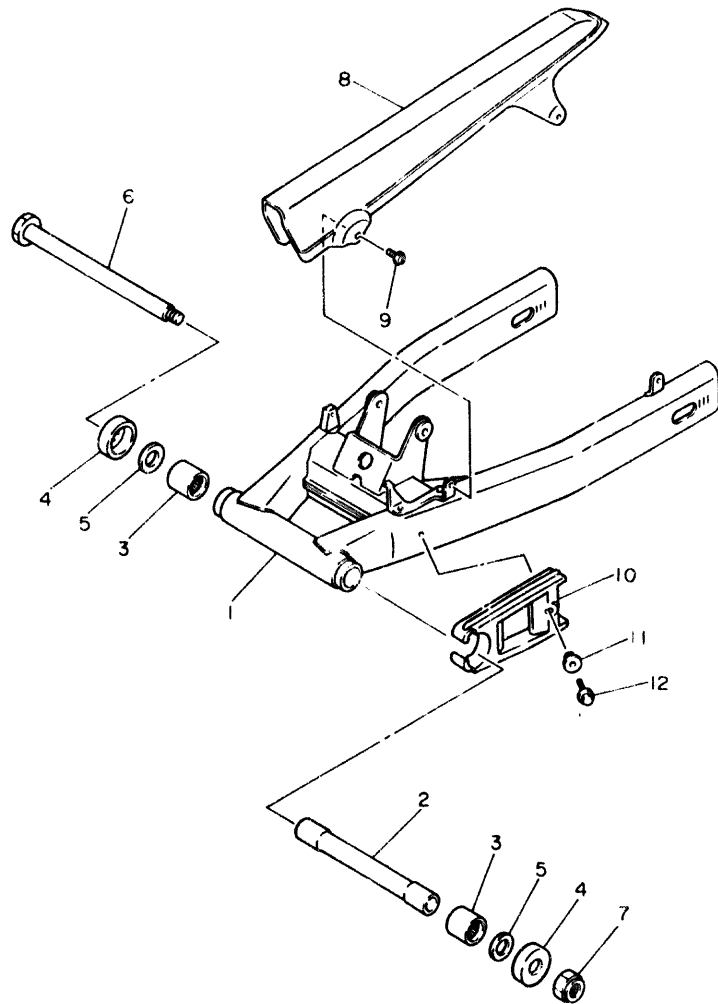


4KE351-4210

D4

REF. NO.	PART NO.	DESCRIPTION	Q'TY	REMARKS
1	4BP-21711-01-P4	COVER, SIDE 1	1	UR REDDISH YELLOW COCKTAIL 1 UR STAR SILVER
	4BP-21711-01-6M	COVER, SIDE 1	1	
2	18A-21778-00	DAMPER, LOCATING 1	3	
3	34M-2139X-00	DAMPER	1	
4	4KE-21781-10	EMBLEM 1	1	UR FOR RYC1
	4KE-21781-00	EMBLEM 1	1	UR FOR SS
5	90480-01401	GROMMET	1	
6	90183-05024	NUT, SPRING	1	
7	90159-05163	SCREW, WITH WASHER	2	
8	4BP-21721-01-P4	COVER, SIDE 2	1	UR REDDISH YELLOW COCKTAIL 1 UR STAR SILVER
	4BP-21721-01-6M	COVER, SIDE 2	1	
9	18A-21778-00	DAMPER, LOCATING 1	3	
10	34M-2139X-00	DAMPER	1	
11	4KE-21781-10	EMBLEM 1	1	UR FOR RYC1
	4KE-21781-00	EMBLEM 1	1	UR FOR SS
12	90480-01401	GROMMET	1	
13	90183-05024	NUT, SPRING	1	
14	90159-05163	SCREW, WITH WASHER	2	

FIG. 22 REAR ARM



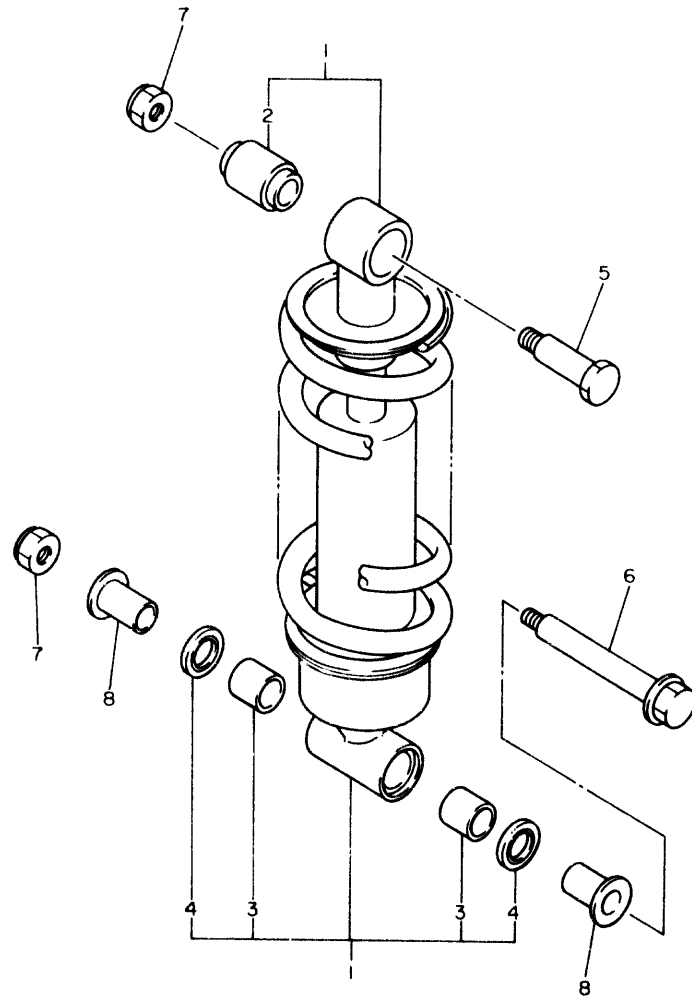
REF. NO.	PART NO.	DESCRIPTION	Q'TY	REMARKS
1	4BR-22110-01-WL	REAR ARM COMP.	1	STARDUST SILVER
2	33M-22184-00	BUSH	1	
3	93320-32403	BEARING	2	
4	4X7-22129-00	COVER, THRUST 2	2	
5	90201-161J3	WASHER, PLATE	2	
6	3LN-22141-60	SHAFT, PIVOT	1	
7	90185-14070	NUT, SELF-LOCKING	1	
8	1KT-22311-00	CASE, CHAIN	1	
9	90159-06175	SCREW, WITH WASHER	2	
10	3YX-22151-00	SEAL, GUARD	1	
11	90387-083Y8	COLLAR	1	
12	95816-06016	BOLT, FLANGE	1	



4BR351-2220

D5

FIG. 23 REAR SUSPENSION



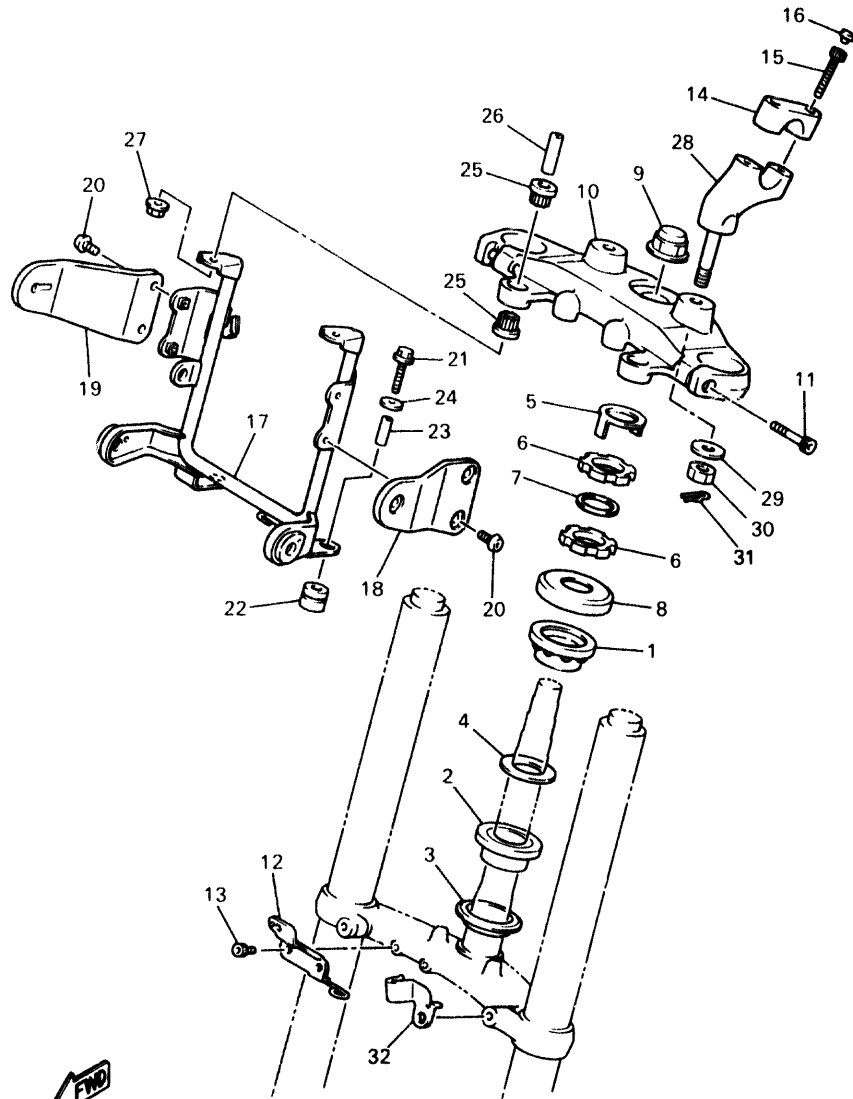
REF. NO.	PART NO.	DESCRIPTION	Q'TY	REMARKS
1	4BR-22210-01	SHOCK ABSORBER ASSY, REAR	1	
2	34L-22216-00	.BUSH, REAR SHOCK ABSORBER	1	
3	93109-18020	.OIL SEAL	2	
4	90384-18157	.BUSH, BIMETAL FORMED	2	
5	90101-12558	BOLT	1	
6	90105-12612	BOLT, WASHER BASED	1	
7	95601-12200	NUT, SELF-LOCKING	2	
8	90387-123X6	COLLAR	2	



4BP010-1230

D6

FIG. 24 STEERING

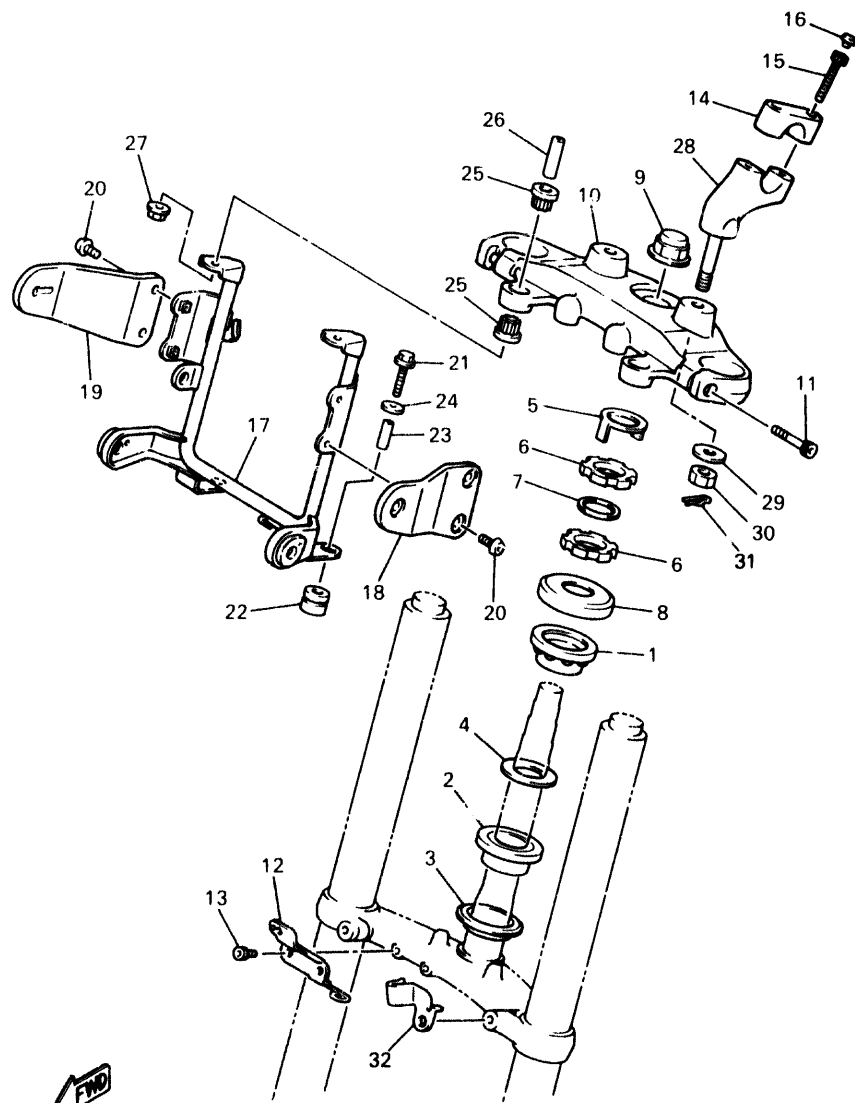


4KE351-4240

D7

REF. NO.	PART NO.	DESCRIPTION	Q'TY	REMARKS
1	93399-99931	BEARING	1	
2	93399-99932	BEARING	1	
3	3FV-23462-00	SEAL, STEERING	1	
4	90202-24190	WASHER, PLATE	1	
5	26H-23418-01	WASHER, SPECIAL	1	
6	90179-25033	NUT	2	
7	90202-26142	WASHER, PLATE	1	
8	3HE-23416-00	COVER, BALL RACE 2	1	
9	90176-22050	NUT, CROWN	1	
10	4BP-23435-11	CROWN, HANDLE	1	
11	91311-08030	BOLT	2	
12	4BP-21343-10	BRACKET, HORN	1	
13	91316-06016	BOLT	2	
14	4H7-23441-00-P0	HOLDER, HANDLE UPPER	2	LIGHT GRAY METALLIC 1
15	91311-08030	BOLT	4	
16	341-23469-00	CAP, BOLT	4	
17	4KE-23174-00	STAY, HEADLIGHT	1	
18	3XC-23121-00	COVER, UPPER 1	1	
19	3XC-23131-00	COVER, UPPER 2	1	
20	90149-06298	SCREW	4	
21	95816-06030	BOLT, FLANGE	2	
22	90480-14105	GROMMET	2	
23	90387-06554	COLLAR	2	
24	90201-06059	WASHER, PLATE	2	
25	1JK-83541-00	DAMPER	4	
26	90387-06676	COLLAR	2	
27	95706-06500	NUT, FLANGE	2	
28	3Y6-23442-00-P0	HOLDER, HANDLE LOWER	2	LIGHT GRAY METALLIC 1

FIG. 24 STEERING



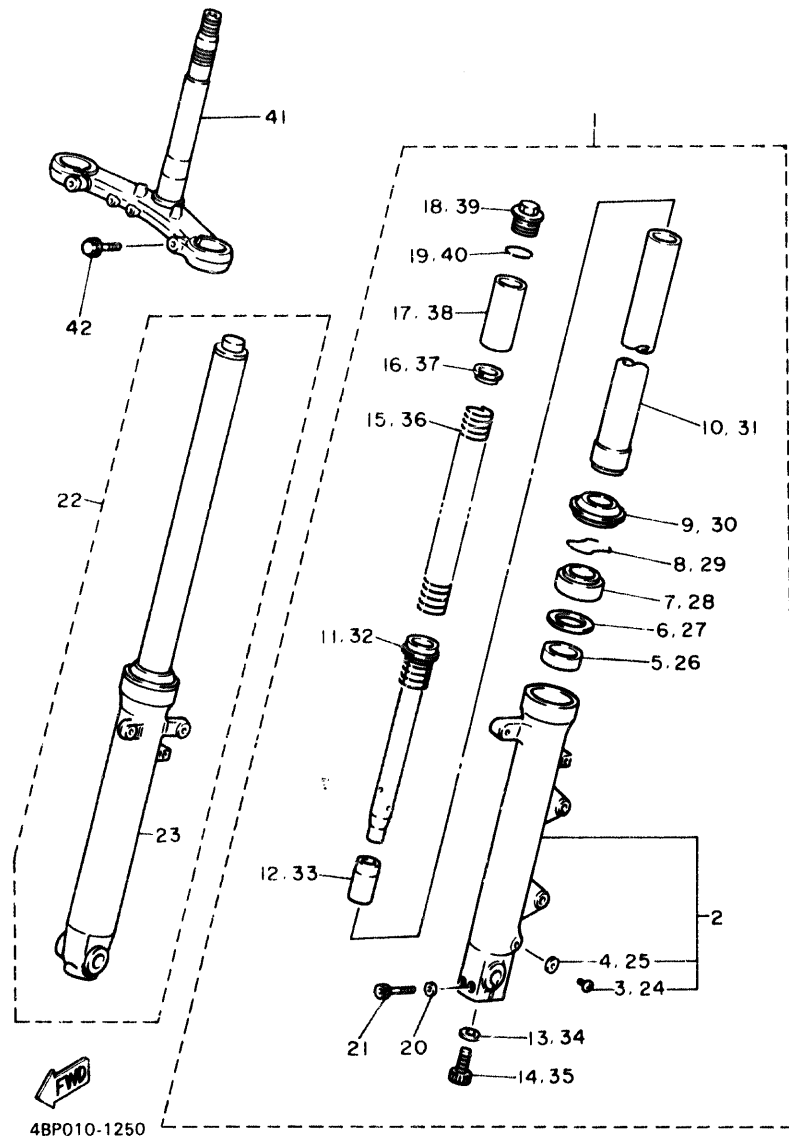
REF. NO.	PART NO.	DESCRIPTION	Q'TY	REMARKS
29	92990-10600	WASHER, PLATE	2	
30	95303-10600	NUT	2	
31	90488-12006	CLIP	2	
32	4BP-25886-10	HOLDER, BRAKE HOSE	1	



4KE351-4240

D8

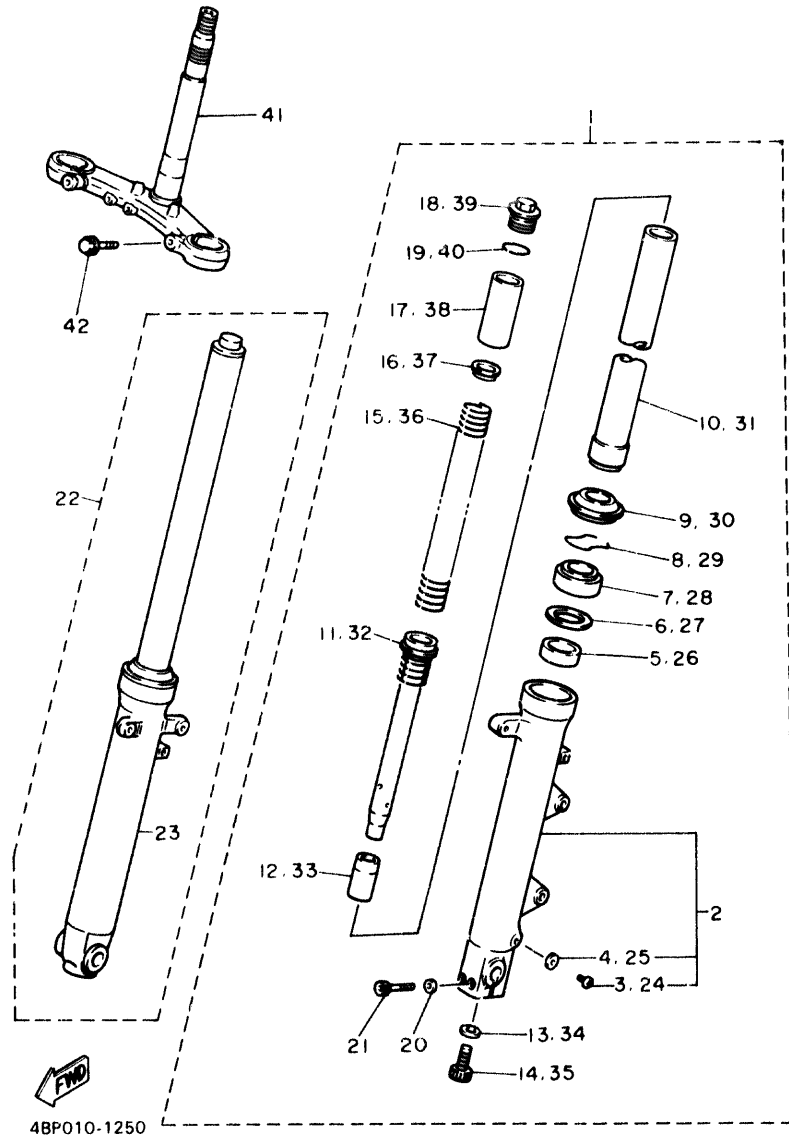
FIG. 25 FRONT FORK



REF. NO.	PART NO.	DESCRIPTION	Q'TY	REMARKS
1	4BR-23102-00	FRONT FORK ASSY (L.H)	1	
2	4BP-23126-00	.TUBE, OUTER (LEFT)	1	
3	4H7-23119-00	..PLUG, DRAIN	1	
4	122-23129-00	..GASKET, DRAIN PLUG	1	
5	3YX-23125-00	.METAL, SLIDE 1	1	
6	4V2-23146-L0	.WASHER, OIL SEAL	1	
7	3EN-23145-00	.OIL SEAL	1	
8	3R4-23153-00	.RING, SNAP	1	
9	3EN-23144-00	.SEAL, DUST	1	
10	3YX-23110-00	.INNER TUBE COMP.1	1	
11	4BR-23170-00	.CYLINDER COMP., FRONT FORK	1	
12	2YK-23173-00	.SPINDLE, TAPER	1	
13	509-23158-L0	.GASKET	1	
14	278-23181-50	.BOLT, HEXAGON SOCKET HEAD	1	
15	4BP-23141-00	.SPRING, FRONT FORK	1	
16	1FK-23142-00	.SEAT, SPRING UPPER	1	
17	26H-23118-00	.SPACER	1	
18	3EN-23111-00	.BOLT, CAP	1	
19	1W4-23114-L0	.GASKET	1	
20	90201-08085	.WASHER, PLATE	2	
21	91311-08035	.BOLT	2	
22	4BR-23103-00	FRONT FORK ASSY (R.H)	1	
23	4BP-23136-00	.TUBE, OUTER (RIGHT)	1	
24	4H7-23119-00	..PLUG, DRAIN	1	
25	122-23129-00	..GASKET, DRAIN PLUG	1	
26	3YX-23125-00	.METAL, SLIDE 1	1	
27	4V2-23146-L0	.WASHER, OIL SEAL	1	
28	3EN-23145-00	.OIL SEAL	1	

D9

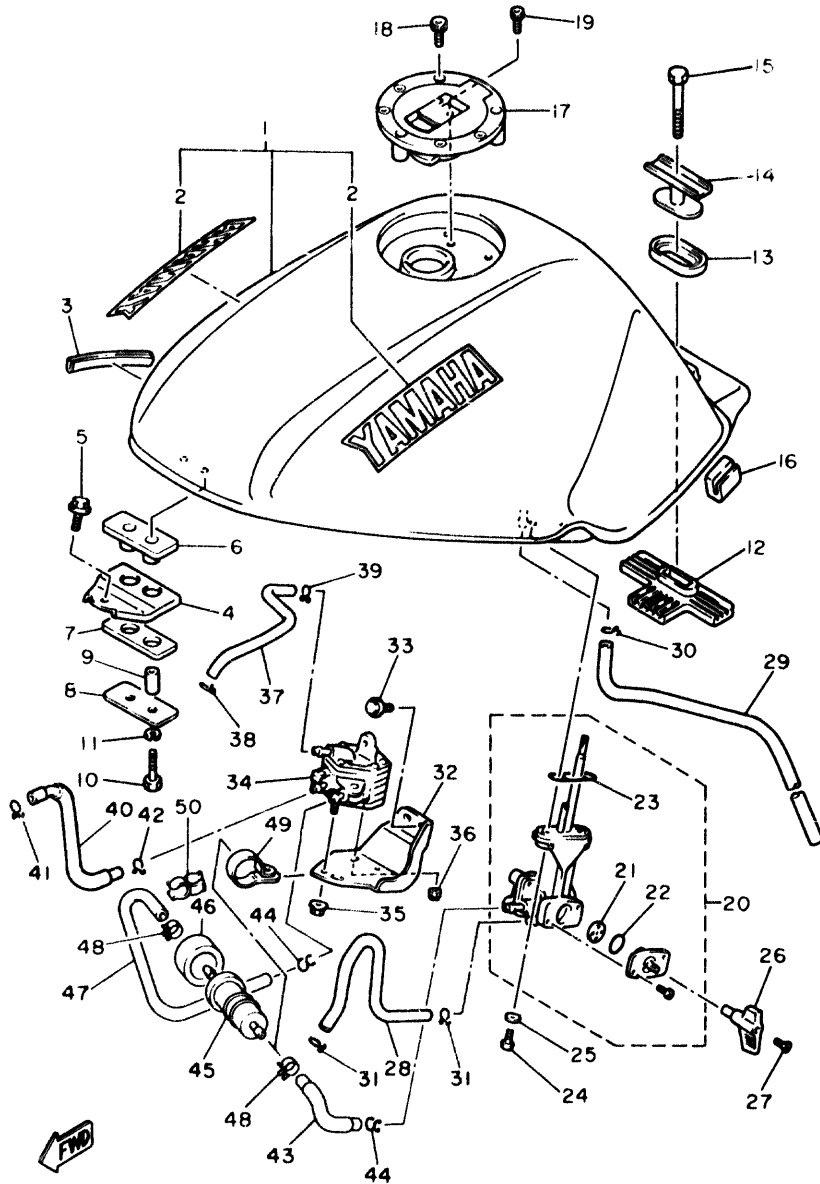
FIG. 25 FRONT FORK



REF. NO.	PART NO.	DESCRIPTION	QTY	REMARKS
29	3R4-23153-00	.RING, SNAP	1	
30	3EN-23144-00	.SEAL, DUST	1	
31	3YX-23110-00	.INNER TUBE COMP.1	1	
32	4BR-23170-00	.CYLINDER COMP., FRONT FORK	1	
33	2YK-23173-00	.SPINDLE, TAPER	1	
34	509-23158-L0	.GASKET	1	
35	278-23181-50	.BOLT1, HEXAGON SOCKET HEAD	1	
36	4BP-23141-00	.SPRING, FRONT FORK	1	
37	1FK-23142-00	.SEAT, SPRING UPPER	1	
38	26H-23118-00	.SPACER	1	
39	3EN-23111-00	.BOLT, CAP	1	
40	1W4-23114-L0	.GASKET	1	
41	4KE-23340-00	UNDER BRACKET COMP.	1	
42	2NX-23356-00	BOLT 2	2	

D10

FIG. 26 FUEL TANK

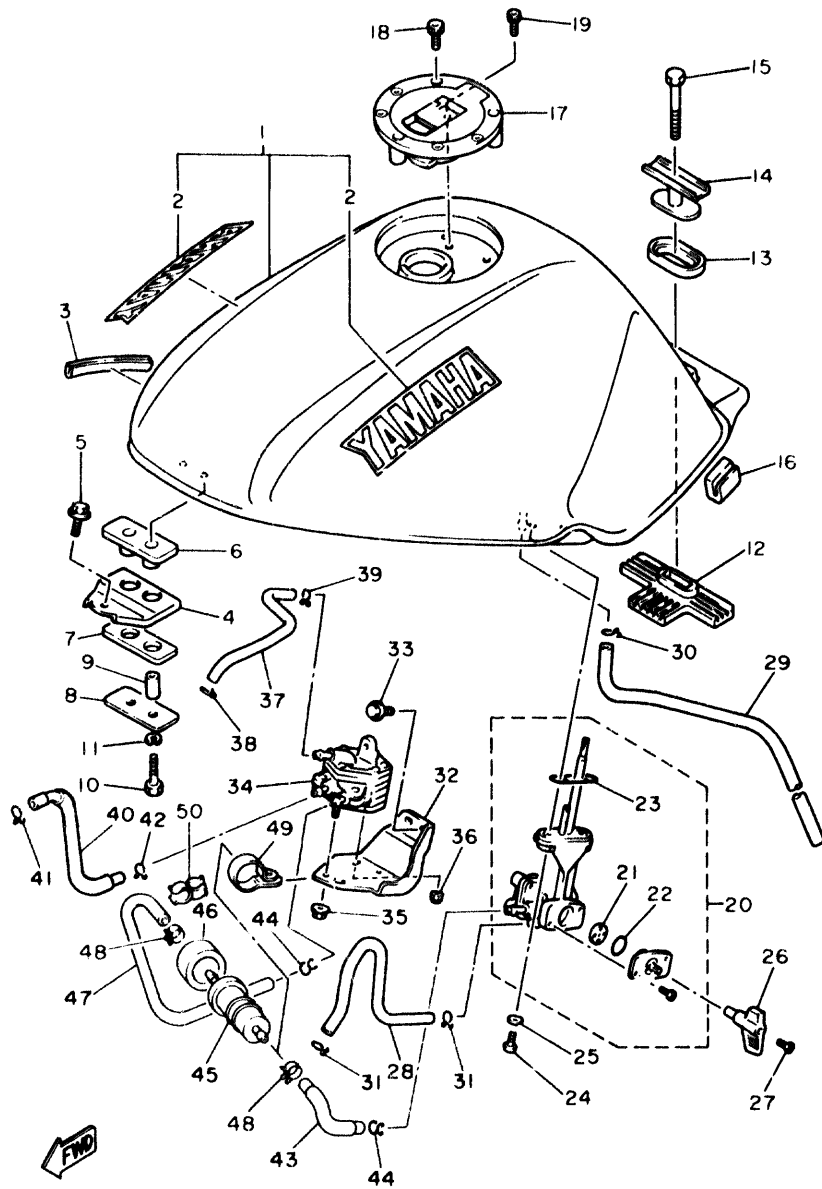


4EJ400-2250

REF. NO.	PART NO.	DESCRIPTION	Q'TY	REMARKS
1	4BP-24110-00-X4	FUEL TANK COMP.	1	UR STAR SILVER
	4BP-24110-00-X5	FUEL TANK COMP.	1	UR REDDISH YELLOW COCKTAIL 1
2	99226-00140	.EMBLEM, YAMAHA	2	UR FOR SS
	99227-00140	.EMBLEM, YAMAHA	2	UR FOR RYC1
3	4BP-24188-00	MOLD, FUEL TANK	1	
4	4BP-24191-00	BRACKET, FUEL TANK 1	1	
5	90119-06213	BOLT, WITH WASHER	1	
6	2GH-24181-00	DAMPER, LOCATING 1	1	
7	2GH-24183-00	DAMPER, LOCATING 3	1	
8	2GH-24186-00	WASHER, SPECIAL	1	
9	90387-06299	COLLAR	2	
10	97011-06025	BOLT	2	
11	92995-06100	WASHER	2	
12	4BP-24182-00	DAMPER, LOCATING 2	1	
13	3Y6-24183-00	DAMPER, LOCATING 3	1	
14	4BP-24186-00	WASHER, SPECIAL	1	
15	97002-08055	BOLT	1	
16	3XV-24183-01	DAMPER, LOCATING 3	2	
17	4FU-24602-00	CAP ASSY	1	
18	90110-05112	BOLT, HEXAGON SOCKET HEAD	3	
19	91311-05010	BOLT	1	
20	4BP-24500-00	FUEL COCK ASSY 1	1	
21	3AJ-24523-00	.VALVE	1	
22	3AJ-24534-00	.SEAL, COCK	1	
23	4X8-24512-00	.O-RING	1	
24	90149-06008	SCREW	2	
25	90202-05187	WASHER, PLATE	2	
26	3HE-24524-00	LEVER, COCK	1	

D11

FIG. 26 FUEL TANK

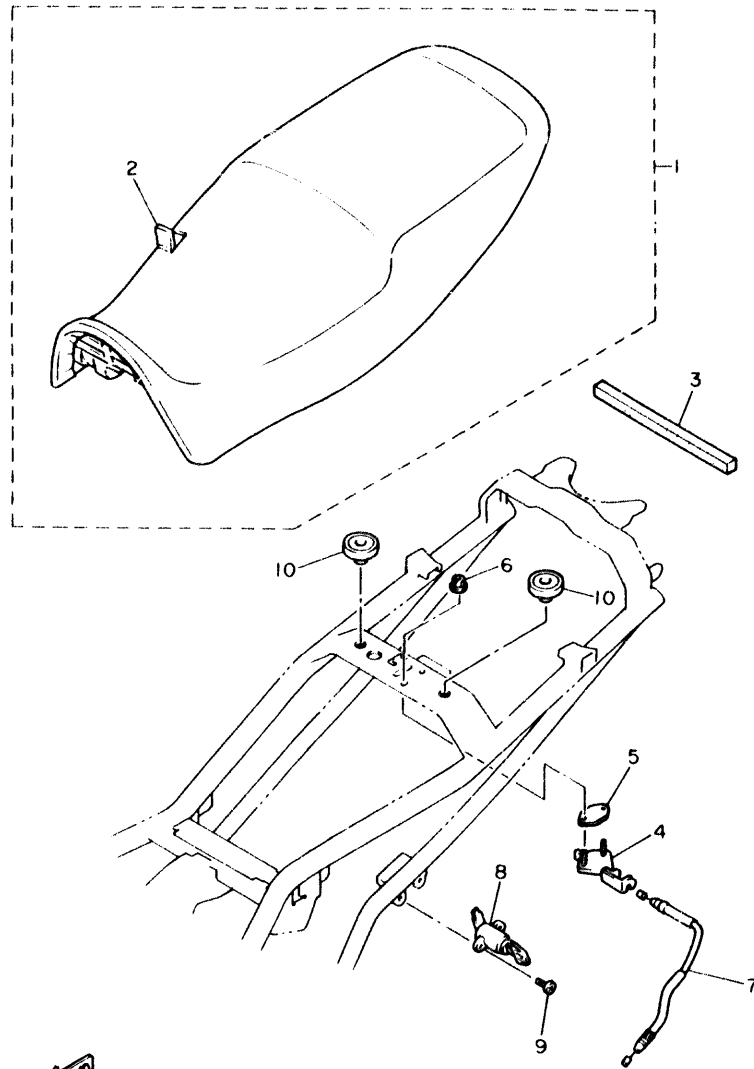


4EJ400-2250

D12

REF. NO.	PART NO.	DESCRIPTION	Q'TY	REMARKS
27	98606-04016	SCREW, OVAL HEAD	1	
28	90445-09683	HOSE	1	
29	90445-103E6	HOSE	1	
30	90467-09006	CLIP	1	
31	90467-08021	CLIP	2	
32	4BP-24216-00	STAY	1	
33	95021-06014	BOLT, FLANGE	2	
34	4BR-13910-00	FUEL PUMP ASSY	1	
35	95701-05500	NUT, FLANGE	1	
36	95601-05200	NUT, SELF-LOCKING	1	
37	90445-10752	HOSE	1	
38	90467-08017	CLIP	1	
39	90467-09006	CLIP	1	
40	4BR-14294-00	HOSE	1	
41	90467-11106	CLIP	1	
42	90467-10008	CLIP	1	
43	4BR-24311-00	PIPE, FUEL 1	1	
44	90467-10008	CLIP	2	
45	1FK-24560-00	FILTER ASSY	1	
46	8Y1-21998-00	SPACER	1	
47	1HX-24312-00	PIPE 2	1	
48	90467-11044	CLIP	2	
49	4BR-24366-00	CLAMP, FUEL PIPE 1	1	
50	90464-17176	CLAMP	1	

FIG. 27 SEAT



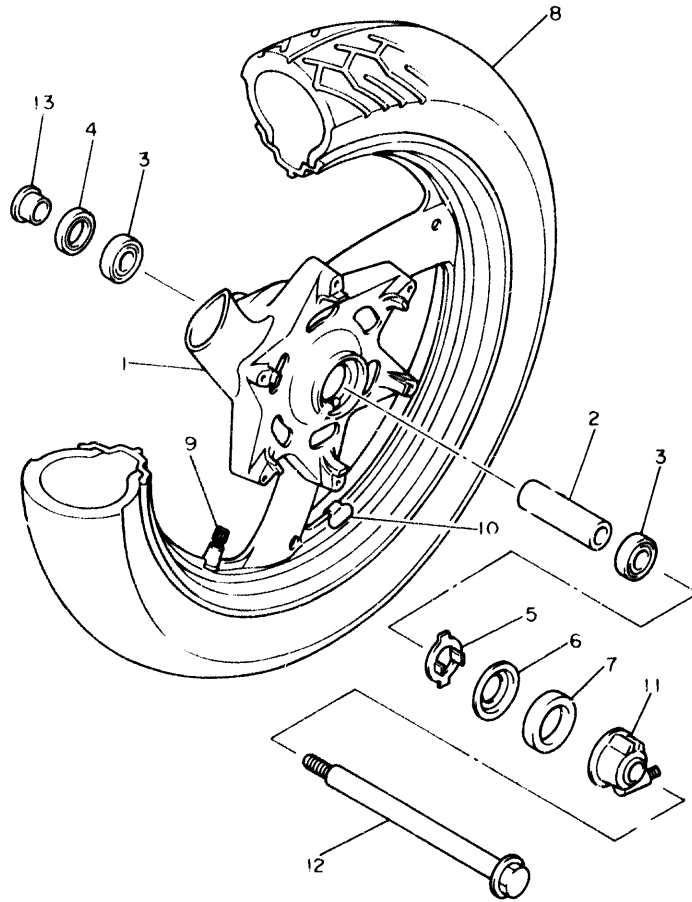
REF. NO.	PART NO.	DESCRIPTION	Q'TY	REMARKS
1	4BR-24730-00	DOUBLE SEAT ASSY	1	UR LOW GLOSS GRAY
	4BR-24730-10	DOUBLE SEAT ASSY	1	UR YAMAHA BLACK
2	4BP-24731-00	.COVER, SEAT	1	UR LOW GLOSS GRAY
	4BR-24731-10	.COVER, SEAT	1	UR YAMAHA BLACK
3	4BP-24737-00	DAMPER, SEAT	1	
4	4BP-24780-00	SEAT LOCK ASSY	1	
5	4BP-24792-00	PLATE	1	
6	95701-06500	NUT, FLANGE	2	
7	4BP-2478E-00	WIRE, SEAT HOOK	1	
8	3CK-W2470-00	SEAT LOCK ASSY	1	
9	90149-06228	SCREW	2	
10	22W-24741-00	PAD, SEAT	2	



4BR351-2270

D13

FIG. 28 FRONT WHEEL

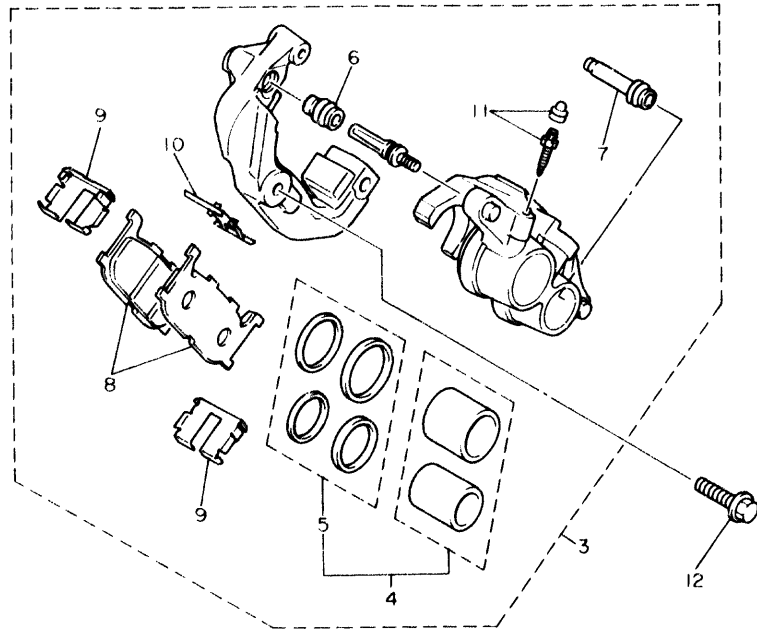


REF. NO.	PART NO.	DESCRIPTION	Q'TY	REMARKS
1	4BP-25168-00-WN	CAST WHEEL, FRONT	1	CIRCUIT SILVER
2	90560-17241	SPACER	1	
3	93306-20310	BEARING (B6203DU)	2	
4	93102-25017	OIL SEAL	1	
5	341-25149-00	CLUTCH, METER	1	
6	341-25846-00	RETAINER, CLUTCH	1	
7	93105-45017	OIL SEAL	1	
8	94111-172Y9	TIRE (110/80-17 57H K275F)	1	UR DUNLOP
	94111-173Y1	TIRE (110/80-17 57H F209)	1	UR YOKOHAMA
9	93900-00030	VALVE, RIM	1	
10	29L-25398-00	BALANCER, WHEEL (10G)	1	UR
	29L-25398-10	BALANCER, WHEEL (20G)	1	UR
	29L-25398-20	BALANCER, WHEEL (30G)	1	UR
11	3GM-25190-00	GEAR UNIT ASSY	1	
12	3GM-25181-00	AXLE, WHEEL	1	
13	90387-177Y4	COLLAR	1	

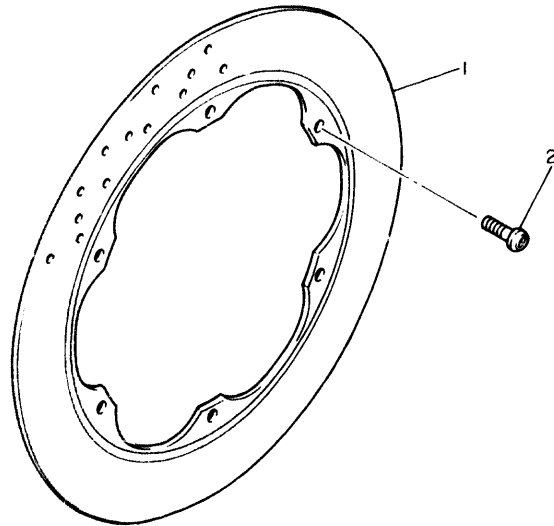

4BP010-1280

D14

FIG. 29 FRONT BRAKE CALIPER



REF. NO.	PART NO.	DESCRIPTION	Q'TY	REMARKS
1	4BP-2582T-00	DISC, BRAKE	1	
2	90109-08718	BOLT	6	
3	4BP-2580T-00	CALIPER ASSY (LEFT)	1	
4	3YX-W0057-50	.PISTON ASSY, CALIPER	1	
5	3YX-W0047-50	..CALIPER SEAL KIT	1	
6	5R2-25937-00	.BOOT 2	1	
7	3YX-25937-00	.BOOT 2	1	
8	4BP-W0045-00	.BRAKE PAD KIT	1	
9	4BP-25919-00	.SUPPORT, PAD	2	
10	3YX-25929-00	.SPRING, ANTI RATTLE	1	
11	51L-W0048-00	.BLEED SCREW KIT	1	
12	90105-10638	BOLT, WASHER BASED	2	



4BP010-1290

D15

CONTENTS

GENERAL SPEC.

ENGINE

Cylinder Head	B2
Cylinder	B3
Crankshaft · Piston	B4
Valve	B5 ~ B6
Camshaft · Chain	B7
Oil Pump	B8
Oil Cleaner	B9
Intake	B10 ~ B11
Carburetor	B12 ~ B14
Carburetor 2	B15
Exhaust	C2
Crankcase	C3 ~ C5
Crankcase Cover 1	C6 ~ C7
Starter Clutch	C8
Clutch	C9 ~ C10
Transmission	C11 ~ C12
Shift Cam · Fork	C13
Shifter	C14

CHASSIS

Frame	C15
Fender	D2 ~ D3
Side Cover	D4
Rear Arm	D5
Rear Suspension	D6
Steering	D7 ~ D8
Front Fork	D9 ~ D10
Fuel Tank	D11 ~ D12

Seat	D13
Front Wheel	D14
Front Brake Caliper	D15
Rear Wheel	E2 ~ E3
Rear Brake Caliper	E4
Steering Handle · Cable	E5
Front Master Cylinder	E6
Stand · Footrest	E7 ~ E8
Rear Master Cylinder	E9
Generator	E10
Pick Up Coil · Governor	E11
Starting Motor	E12
Flasher Light	E13
Meter	E14
Headlight	E15 ~ F2
Taillight	F3
Handle Switch · Lever	F4
Electrical 1	F5
Electrical 2	F6

INDIVIDUAL SPEC.

FOR ENGLAND

Alternate (Electrical)	F8
------------------------------	----

FOR SWEDEN

Alternate (Engine)	F10
--------------------------	-----

FOR SWITZERLAND, AUSTRIA

Alternate (Engine)	F12
Alternate (Chassis)	F13

INDEX

NUMERICAL INDEX	L1 ~ L4
-----------------------	---------

CONTENTS

GENERAL SPEC.

ENGINE

Cylinder Head	B2
Cylinder	B3
Crankshaft · Piston	B4
Valve	B5 ~ B6
Camshaft · Chain	B7
Oil Pump	B8
Oil Cleaner	B9
Intake	B10 ~ B11
Carburetor	B12 ~ B14
Carburetor 2	B15
Exhaust	C2
Crankcase	C3 ~ C5
Crankcase Cover 1	C6 ~ C7
Starter Clutch	C8
Clutch	C9 ~ C10
Transmission	C11 ~ C12
Shift Cam · Fork	C13
Shifter	C14

CHASSIS

Frame	C15
Fender	D2 ~ D3
Side Cover	D4
Rear Arm	D5
Rear Suspension	D6
Steering	D7 ~ D8
Front Fork	D9 ~ D10
Fuel Tank	D11 ~ D12

Seat	D13
Front Wheel	D14
Front Brake Caliper	D15
Rear Wheel	E2 ~ E3
Rear Brake Caliper	E4
Steering Handle · Cable	E5
Front Master Cylinder	E6
Stand · Footrest	E7 ~ E8
Rear Master Cylinder	E9
Generator	E10
Pick Up Coil · Governor	E11
Starting Motor	E12
Flasher Light	E13
Meter	E14
Headlight	E15 ~ F2
Taillight	F3
Handle Switch · Lever	F4
Electrical 1	F5
Electrical 2	F6

FOR SWITZERLAND, AUSTRIA

Alternate (Engine)	F12
Alternate (Chassis)	F13

INDEX

NUMERICAL INDEX	L1 ~ L4
-----------------------	---------

INDIVIDUAL SPEC.

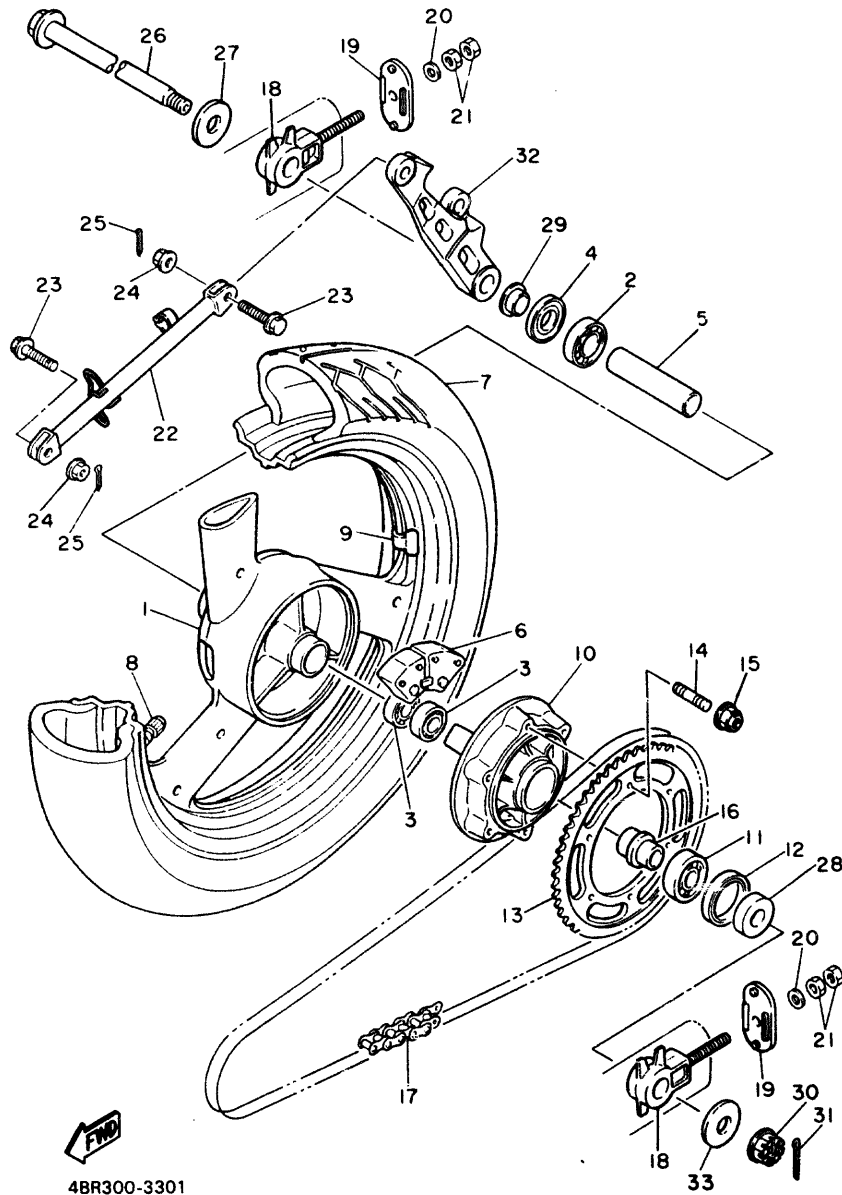
FOR ENGLAND

Alternate (Electrical)	F8
------------------------------	----

FOR SWEDEN

Alternate (Engine)	F10
--------------------------	-----

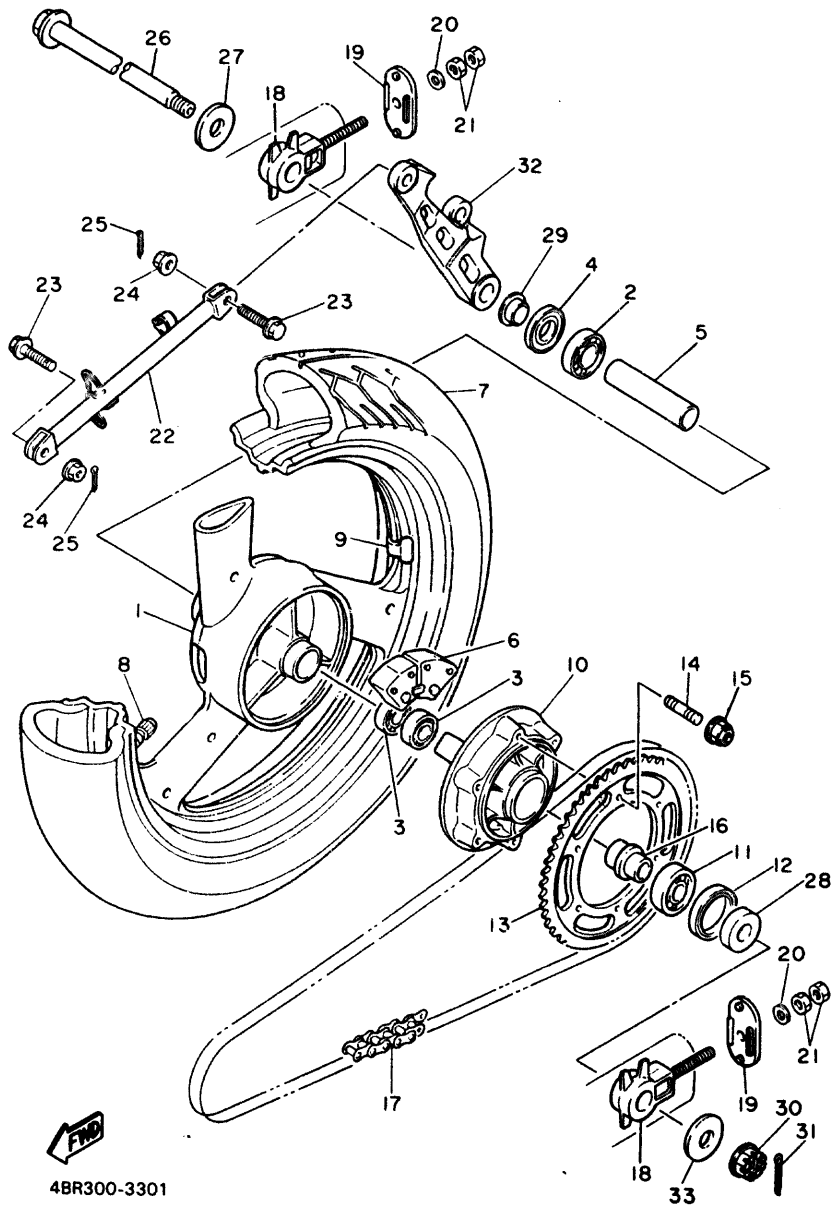
FIG. 30 REAR WHEEL



4BR300-3301

REF. NO.	PART NO.	DESCRIPTION	Q'TY	REMARKS
1	3HE-25338-00-WN	CAST WHEEL, REAR	1	CIRCUIT SILVER
2	93306-30309	BEARING (B6303ZZ)	1	
3	93306-20314	BEARING (B6203)	2	
4	93102-25044	OIL SEAL	1	
5	90387-174V8	COLLAR	1	
6	4BP-25364-00	DAMPER	3	
7	94113-183Y0	TIRE (130/70-18 63H K275)	1	UR DUNLOP
	94113-183Y2	TIRE (130/70-18 63H R209)	1	UR YOKOHAMA
8	93900-00030	VALVE, RIM	1	
9	29L-25398-00	BALANCER, WHEEL (10G)	1	UR
	29L-25398-10	BALANCER, WHEEL (20G)	1	UR
	29L-25398-20	BALANCER, WHEEL (30G)	1	UR
10	4BP-25366-00	CLUTCH, HUB	1	
11	93306-37207	BEARING	1	
12	93105-42024	OIL SEAL	1	
13	4BP-25448-20	SPROCKET, DRIVEN (48T)	1	
14	90116-10485	BOLT, STUD	6	
15	95601-10200	NUT, SELF-LOCKING	6	
16	90387-177K0	COLLAR	1	
17	94581-30110	CHAIN (DID520VL2-110LE)	1	
18	4BP-25388-00	PULLER, CHAIN 1	2	
19	3YX-22174-00	END 1	2	
20	92901-08600	WASHER, PLATE	2	
21	95333-08600	NUT	4	
22	4BR-25371-00	BAR, TENSION	1	
23	90105-08321	BOLT, WASHER BASED	2	
24	95701-08500	NUT, FLANGE	2	
25	91490-20020	PIN, COTTER	2	

FIG. 30 REAR WHEEL

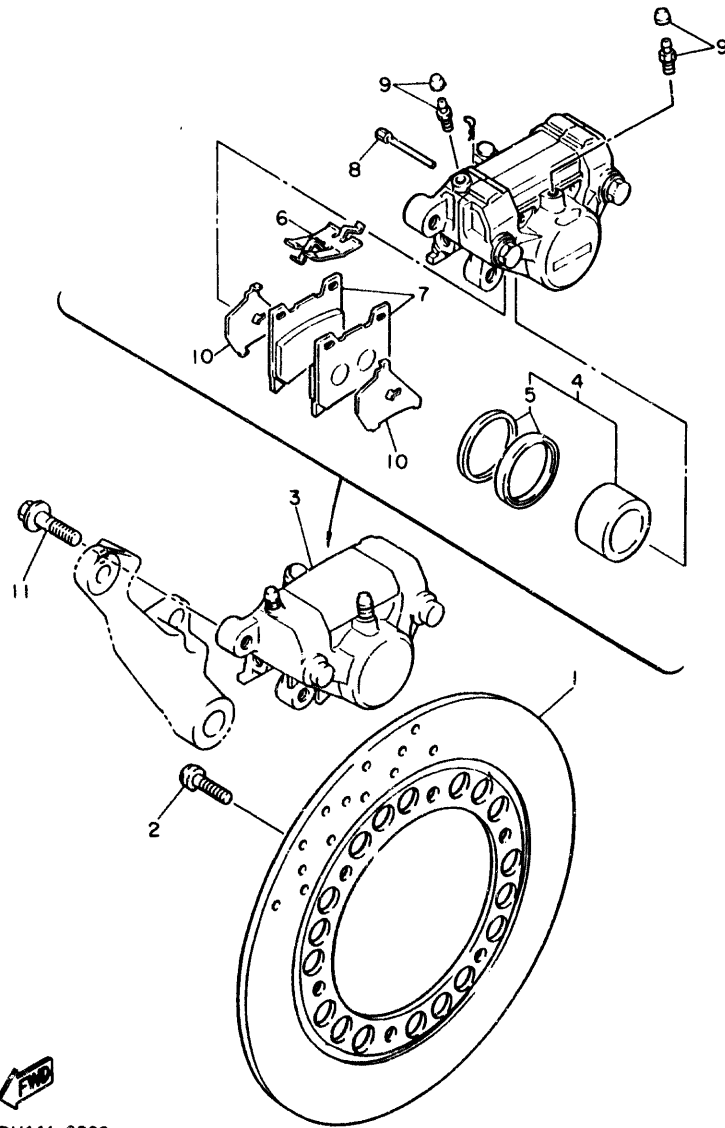


4BR300-3301

REF. NO.	PART NO.	DESCRIPTION	Q'TY	REMARKS
26	3HE-25381-00	AXLE, WHEEL	1	
27	90201-177K/	WASHER, PLATE	1	
28	90387-177Y5	COLLAR	1	
29	90387-173L5	COLLAR	1	
30	90171-16024	NUT, CASTLE	1	
31	91401-30030	PIN, COTTER	1	
32	3HE-25819-01	BRACKET, CALIPER	1	
33	90201-165L8	WASHER, PLATE	1	

E3

FIG. 31 REAR BRAKE CALIPER

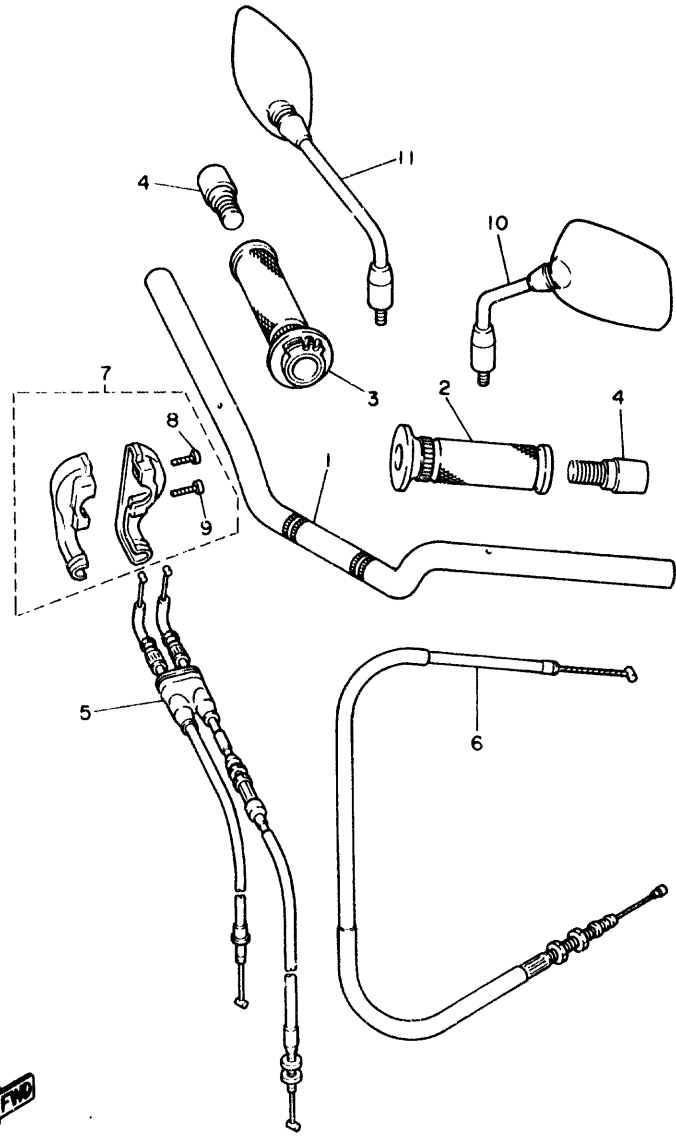


4DU11G-2300

REF. NO.	PART NO.	DESCRIPTION	Q'TY	REMARKS
1	4DU-2582W-00	DISC, REAR BRAKE 2	1	
2	90109-08718	BOLT	6	
3	4BP-2580W-00	CALIPER ASSY, REAR 2	1	
4	51L-W0057-00	.PISTON ASSY, CALIPER	1	
5	51L-W0047-11	..CALIPER SEAL KIT	1	
6	3LN-25919-10	.SUPPORT, PAD	1	
7	51L-W0046-02	.BRAKE PAD KIT 2	1	
8	3LN-25924-10	.PIN, PAD	2	
9	51L-W0048-00	.BREED SCREW KIT	2	
10	4BP-25827-00	.SHIM, CALIPER	2	
11	90105-10638	BOLT, WASHER BASED	2	

E4

FIG. 32 STEERING HANDLE • CABLE



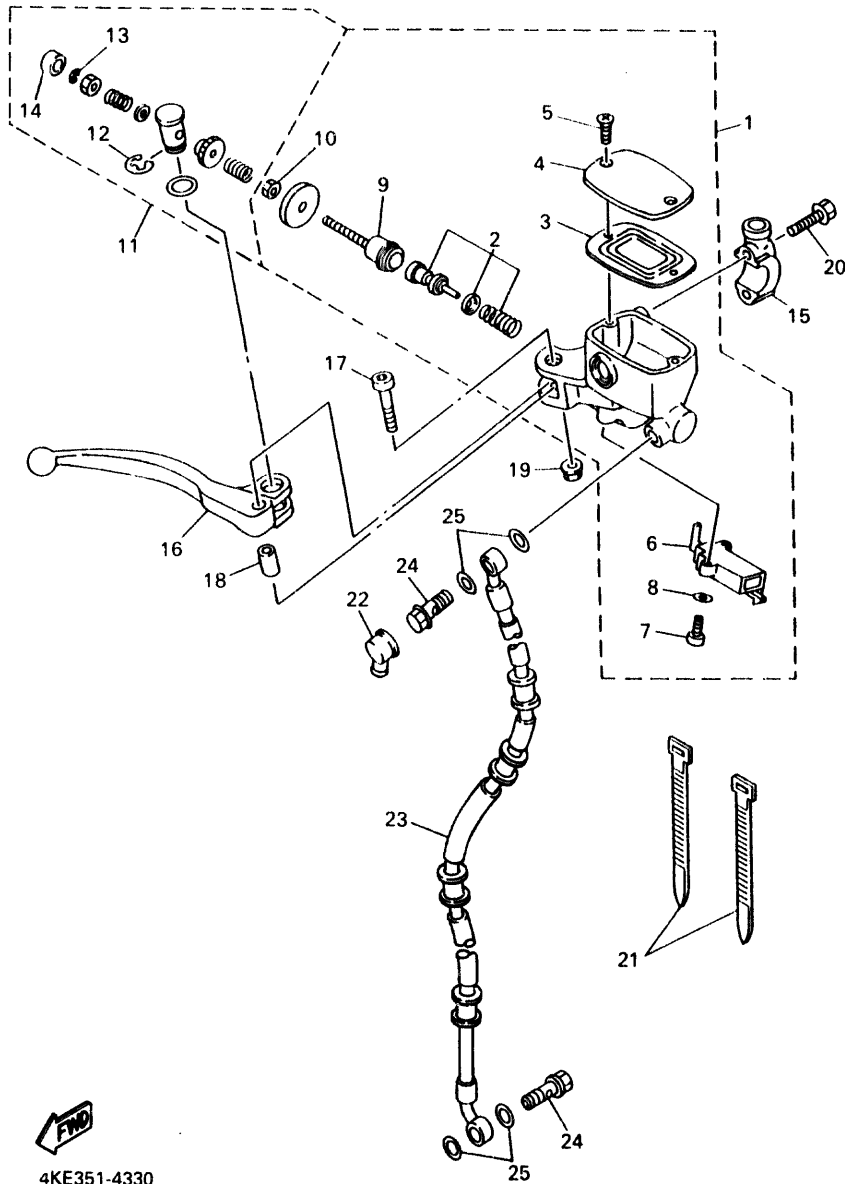
REF. NO.	PART NO.	DESCRIPTION	Q'TY	REMARKS
1	4BP-26111-00	HANDLEBAR	1	
2	31A-26241-00	GRIP (LEFT)	1	
3	36Y-26240-00	GRIP ASSY	1	
4	51J-26246-00	END, GRIP	2	
5	4KE-26302-00	THROTTLE CABLE ASSY	1	
6	4KE-26335-00	CABLE, CLUTCH	1	
7	4BP-26270-00	CABLE CONNECTOR CAP ASSY	1	
8	98506-05020	.SCREW, PAN HEAD	1	
9	98506-05025	.SCREW, PAN HEAD	1	
10	4BR-26280-00	REAR VIEW MIRROR ASSY(LEFT)	1	
11	4BR-26290-00	REAR VIEW MIRROR ASSY(RIGHT)	1	



4BR300-2321

E5

FIG. 33 FRONT MASTER CYLINDER



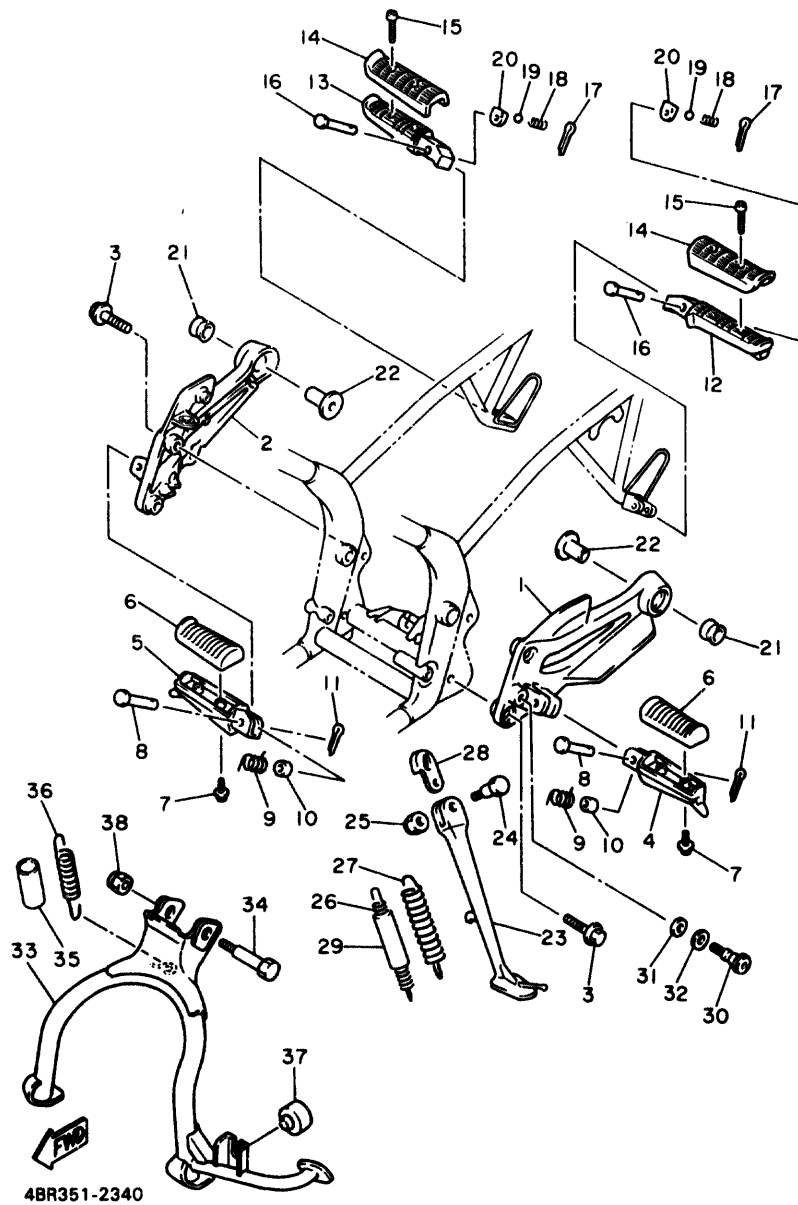
REF. NO.	PART NO.	DESCRIPTION	Q'TY	REMARKS
1	4BR-W2587-00	MASTER CYLINDER SUB ASSY	1	
2	3YX-W0041-50	.CYLINDER KIT, MASTER	1	
3	3YX-25854-00	.DIAPHRAGM RESERVOIR	1	
4	3YX-25852-00	.CAP, RESERVOIR	1	
5	98706-04012	.SCREW, FLAT HEAD	2	
6	4BH-83980-00	.FRONT STOP SWITCH ASSY	1	
7	98506-04012	.SCREW, PAN HEAD	2	
8	92906-04600	.WASHER, PLATE	2	
9	3YX-25880-00	.PUSH ROD COMP.	1	
10	95380-06600	.NUT	1	
11	3YX-W0091-02	SCREW KIT, MASTERCYLINDER	1	
12	3YX-25866-00	.CIRCLIP	1	
13	3YX-25866-10	.CIRCLIP	1	
14	3YX-2583H-00	.BOOT	1	
15	3YX-25867-00	BRACKET, MASTER CYLINDER	1	
16	3YX-83922-09	LEVER 2	1	
17	3YX-2589F-00	BOLT, LEVER	1	
18	3YX-25838-00	SLEEVE, CALIPER	1	
19	95616-06100	NUT, U	1	
20	95026-06030	BOLT, FLANGE	2	
21	437-83936-01	BAND, SWITCH CORD	2	
22	4L0-25862-00	BOOT, MASTER CYLINDER	1	
23	4KE-25872-00	HOSE, BRAKE 1	1	
24	90401-10096	BOLT, UNION	2	
25	90201-10118	WASHER, PLATE	4	



4KE351-4330

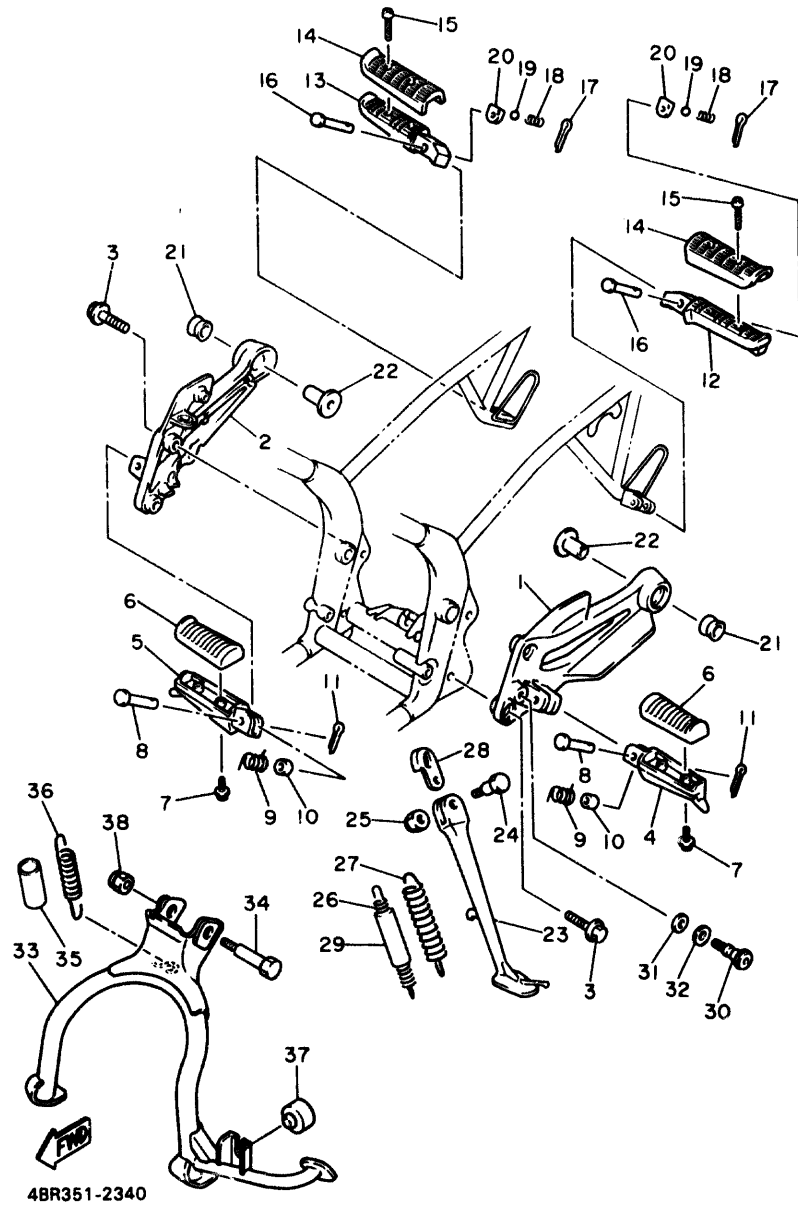
E6

FIG. 34 STAND • FOOTREST



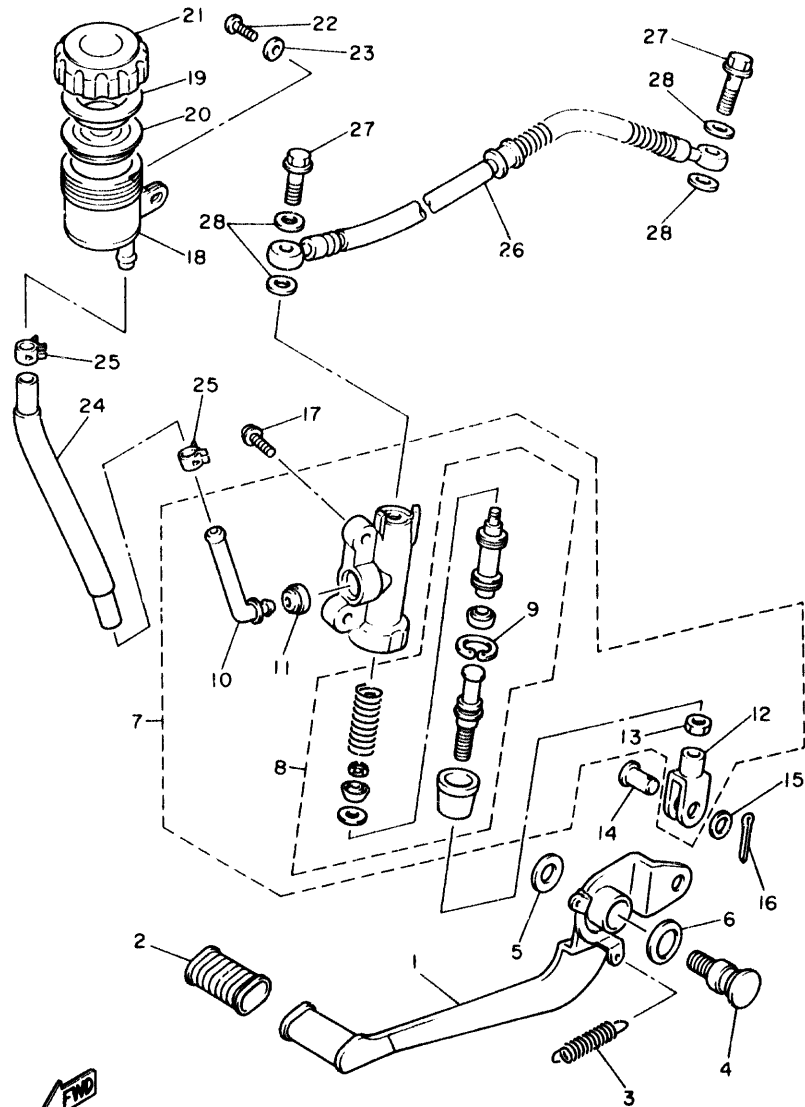
REF. NO.	PART NO.	DESCRIPTION	Q'TY	REMARKS
1	4BR-27442-01	BRACKET 2	1	
2	4BR-27443-01	BRACKET 3	1	
3	90109-082A1	BOLT	4	
4	4BP-27451-00	FOOTREST	1	
5	4BP-27451-00	FOOTREST	1	
6	4BP-27413-00	COVER, FOOTREST	2	
7	90159-05122	SCREW, WITH WASHER	4	
8	91701-08042	PIN CLEVIS	2	
9	90508-20572	SPRING, TORSION	2	
10	90387-084N8	COLLAR	2	
11	91401-25020	PIN, COTTER	2	
12	4BR-27431-00	FOOTREST, REAR 1	1	
13	4BR-27441-00	FOOTREST, REAR 2	1	
14	2GH-27413-00	COVER, FOOTREST	2	
15	90157-05079	SCREW, PAN HEAD	4	
16	91701-08038	PIN, CLEVIS	2	
17	91401-25020	PIN, COTTER	2	
18	90501-12743	SPRING, COMPRESSION	2	
19	93501-04011	BALL	2	
20	4BP-27437-00	WASHER, SPECIAL	2	
21	2H7-27414-00	DAMPER, FOOTREST	2	
22	90387-10636	COLLAR	2	
23	4BP-27311-00	STAND, SIDE	1	
24	90109-106F9	BOLT	1	
25	90185-10037	NUT, SELF-LOCKING	1	
26	90506-18224	SPRING, TENSION	1	
27	90506-26225	SPRING, TENSION	1	
28	2KT-27315-00	LINK, SIDE STAND	1	

FIG. 34 STAND • FOOTREST



REF. NO.	PART NO.	DESCRIPTION	Q'TY	REMARKS
29	1TX-27351-00	GUIDE, SIDE STAND	1	
30	4BP-27434-01	BOLT	1	
31	90201-08326	WASHER, PLATE	1	
32	90201-127J6	WASHER, PLATE	1	
33	4BR-27111-00	STAND, MAIN	1	
34	90109-101E6	BOLT	2	
35	90445-252G5	HOSE	1	
36	90506-35297	SPRING, TENSION	1	
37	2GM-27114-00	STOPPER, MAIN STAND	1	
38	90185-10091	NUT, SELF-LOCKING	2	

FIG. 35 REAR MASTER CYLINDER

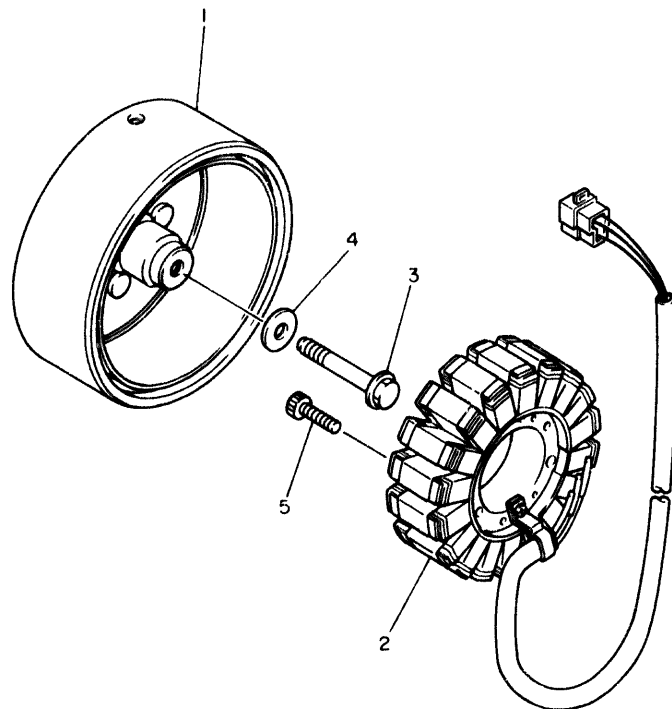


4BR351-2350

REF. NO.	PART NO.	DESCRIPTION	Q'TY	REMARKS
1	4BP-27211-00	PEDAL, BRAKE	1	
2	22N-18113-00	COVER, SHIFT PEDAL	1	
3	90506-20192	SPRING, TENSION	1	
4	4BP-27261-00	SHAFT	1	
5	92901-10200	WASHER, PLAIN	1	
6	90206-14086	WASHER, WAVE	1	
7	4BP-2583V-00	RR. MASTER CYLINDER ASSY.	1	
8	4BP-W0042-50	.CYLINDER KIT, MASTER	1	
9	3LN-2585G-00	..CIRCLIP	1	
10	4BP-2582A-00	.JOINT	1	
11	4BP-2585F-00	.BUSH	1	
12	4BP-27222-00	.JOINT	1	
13	95303-08700	.NUT	2	
14	90240-08124	PIN, CLEVIS	1	
15	90201-08083	WASHER, PLATE	1	
16	91490-20020	PIN, COTTER	1	
17	92011-08025	BOLT, BUTTON HEAD	2	
18	31A-25894-01	TANK, RESERVOIR	1	
19	2GU-25855-00	BUSH,DIAPHRAGM	1	
20	360-25854-00	DIAPHRAGM, RESERVOIR	1	
21	2KF-25852-50	CAP, RESERVOIR	1	
22	98580-06018	SCREW, PAN HEAD	1	
23	92901-06600	WASHER, PLATE	1	
24	4BP-25895-01	HOSE, RESERVOIR	1	
25	90467-14057	CLIP	2	
26	4BP-2581K-00	HOSE, BRAKE 5	1	
27	90401-10096	BOLT, UNION	2	
28	90201-10118	WASHER, PLATE	4	

FIG. 36 GENERATOR

REF. NO.	PART NO.	DESCRIPTION	Q'TY	REMARKS
1	4BR-81450-00	ROTOR ASSY	1	
2	4BR-81410-00	STATOR ASSY	1	
3	90105-10662	BOLT, WASHER BASED	1	
4	90201-10639	WASHER, PLATE	1	
5	90110-06138	BOLT, HEXAGON SOCKET HEAD	3	

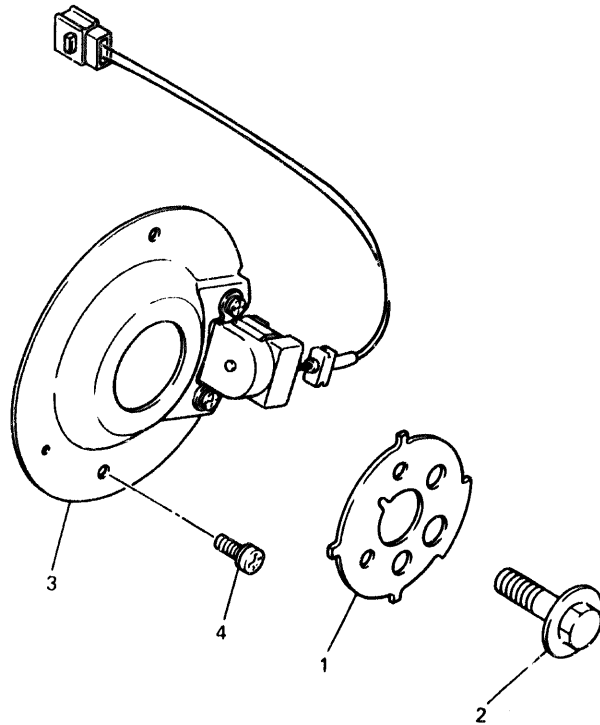


4BP010-1370

E10

FIG. 37 PICK UP COIL • GOVERNOR

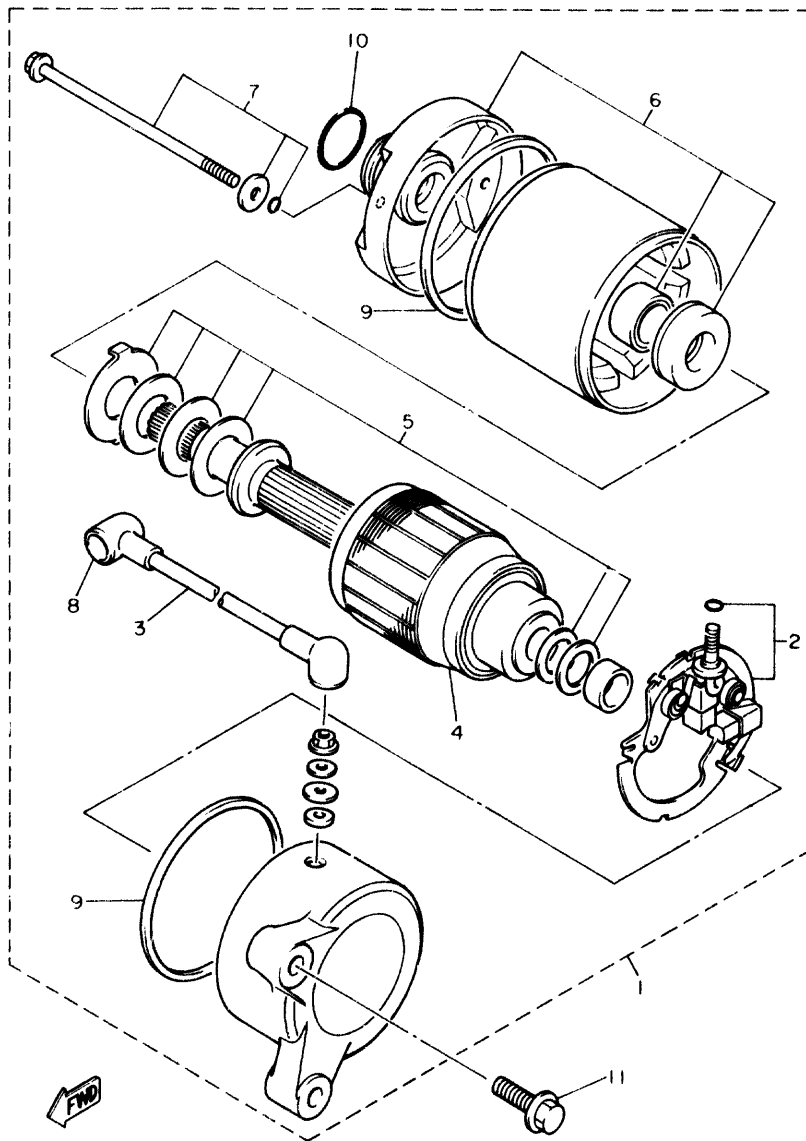
REF. NO.	PART NO.	DESCRIPTION	Q'TY	REMARKS
1	4BR-81673-00	ROTOR	1	
2	90105-10445	BOLT, WASHER BASED	1	
3	4BR-81671-00	BASE, PICKUP	1	
4	90159-06107	SCREW, WITH WASHER	2	



4HK010-3380

E11

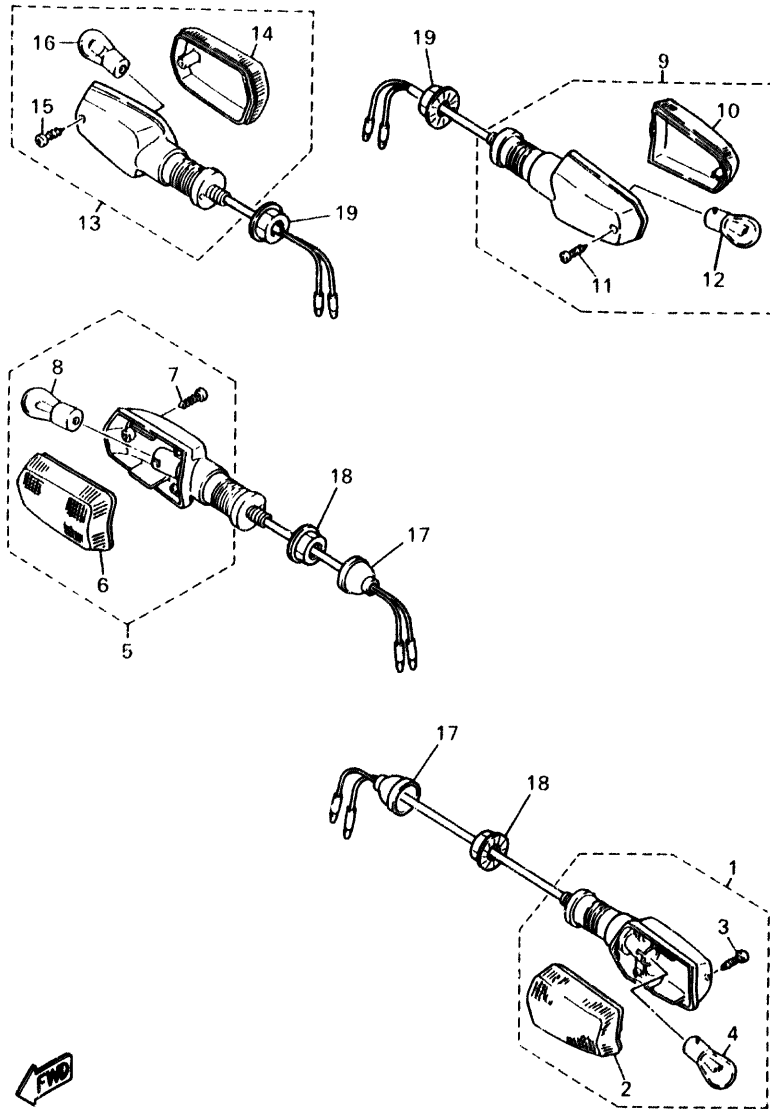
FIG. 38 STARTING MOTOR



4BP010-1390

REF. NO.	PART NO.	DESCRIPTION	Q'TY	REMARKS
1	4BR-81800-00	STARTING MOTOR ASSY	1	
2	3KS-81840-00	.BRUSH HOLDER ASSY	1	
3	4BP-81815-00	.CORD, STARTER MOTOR	1	
4	3HE-81850-00	.ARMATURE ASSY	1	
5	3AJ-81809-00	.WASHER KIT	1	
6	3HE-81830-00	.FRONT BRACKET ASSY	1	
7	3HE-81826-00	.BOLT	2	
8	5H0-81871-00	.CAP	1	
9	11H-81844-00	.GASKET	2	
10	26H-81847-00	.O-RING	1	
11	95811-06025	BOLT, FLANGE	2	

FIG. 39 FLASHER LIGHT

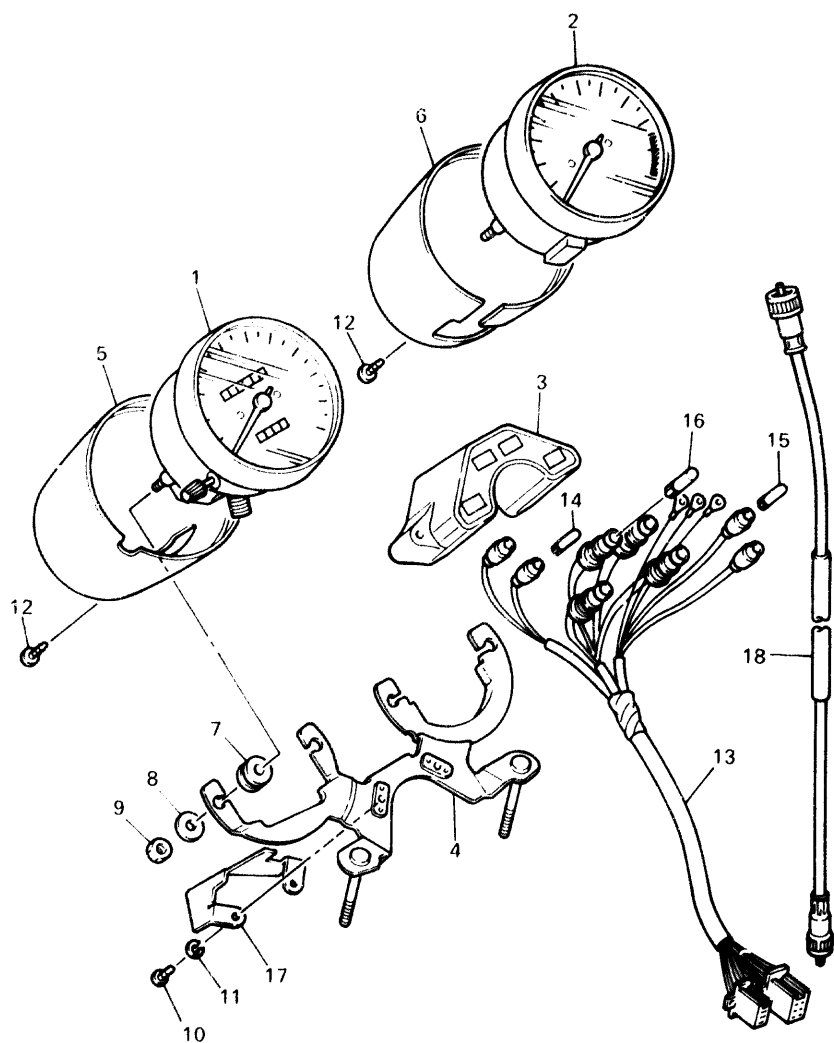


REF. NO.	PART NO.	DESCRIPTION	Q'TY	REMARKS
1	51J-83310-00	FRONT FLASHER LIGHT ASSY 1	1	
2	51L-83332-01	.LENS, FLASHER	1	
3	97706-40620	.SCREW, TAPPING	1	
4	306-83311-40	.BULB, FLASHER (12V-21W)	1	
5	51J-83320-00	FRONT FLASHER LIGHT ASSY 2	1	
6	51L-83342-01	.LENS, FLASHER 2	1	
7	97706-40620	.SCREW, TAPPING	1	
8	306-83311-40	.BULB, FLASHER (12V-21W)	1	
9	51J-83330-00	REAR FLASHER LIGHT ASSY 1	1	
10	1VU-83332-00	.LENS, FLASHER	1	
11	97706-40620	.SCREW, TAPPING	1	
12	306-83311-40	.BULB, FLASHER (12V-21W)	1	
13	51J-83340-00	FLASHER LIGHT ASSY 2	1	
14	1VU-83342-00	.LENS, FLASHER 2	1	
15	97706-40620	.SCREW, TAPPING	1	
16	306-83311-40	.BULB, FLASHER (12V-21W)	1	
17	10V-83365-00	CAP	2	
18	95701-12500	NUT, FLANGE	2	
19	95701-12500	NUT, FLANGE	2	



4KE351-4390

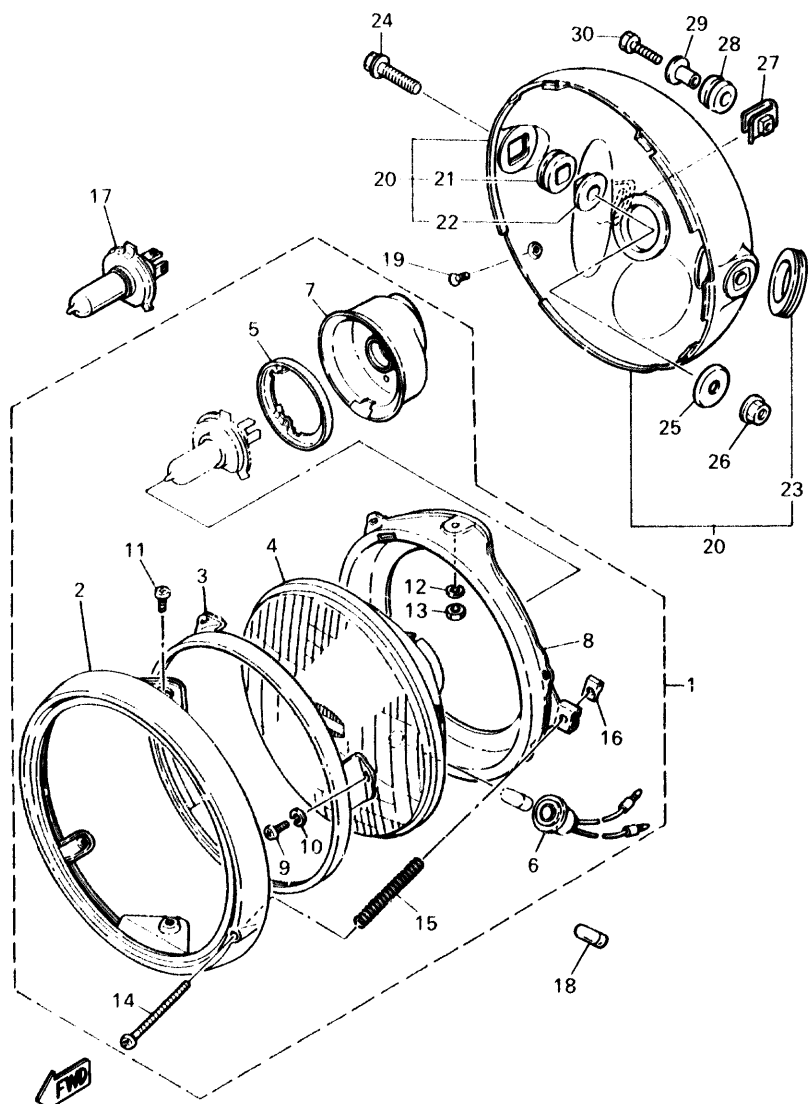
FIG. 40 METER



REF. NO.	PART NO.	DESCRIPTION	Q'TY	REMARKS
1	4KE-83570-00	SPEEDOMETER ASSY	1	
2	4KE-83540-00	TACHOMETER ASSY	1	
3	4KE-83530-00	PILOT LIGHT ASSY	1	
4	4KE-83519-00	BRACKET, METER	1	
5	42X-83507-00	COVER, SPEEDOMETER	1	METALLIC CHROME
6	42X-83508-00	COVER, TACHOMETER	1	METALLIC CHROME
7	1FG-83523-00	DAMPER	4	
8	90201-05031	WASHER, PLATE	4	
9	95380-05600	NUT	4	
10	98511-04012	SCREW, PAN HEAD	2	
11	92901-04100	WASHER, SPRING	2	
12	90164-04009	SCREW, TAPPING	2	
13	4KE-83509-00	SOCKET CORD ASSY	1	
14	42X-83517-00	BULB (12V-3W)	2	
15	2GV-83517-00	BULB, (12V-1.7W, T6.5)	2	
16	4G1-84744-00	BULB (12V-3.4W)	4	
17	4KE-83579-00	COVER, METER 2	1	
18	3MA-83550-00	SPEEDOMETER CABLE ASSY	1	

FWD
4KE351-4400

FIG. 41 HEADLIGHT



4KE351-4410

REF. NO.	PART NO.	DESCRIPTION	Q'TY	REMARKS
1	1XL-84303-G0	HEADLIGHT UNIT ASSY	1	
2	341-84315-40	.RIM, HEADLIGHT	1	
3	2F9-84395-00	.RING, RETAINING	1	
4	2K3-84321-40	.LENS ASSY	1	
5	2F9-84375-00	.SETTING PLATE, BULB	1	
6	34L-84346-00	.SOCKET, PILOT LIGHT	1	
7	2F9-84397-01	.COVER, SOCKET	1	
8	2F9-84394-00	.RING, MOUNTING	1	
9	98580-04008	.SCREW, PAN HEAD	3	
10	92990-04100	.WASHER, SPRING	3	
11	1JK-84365-09	.SCREW	2	
12	92990-05100	.WASHER, SPRING	2	
13	95301-04600	.NUT	2	
14	98580-04055	.SCREW, PAN HEAD	1	
15	341-84332-60	.SPRING, SCREW	1	
16	198-84334-60	.NUT, ADJUSTING	1	
17	*	BULB (12V-60/55W)	1	LM (H4) HALOGEN
18	*	BULB (12V-4W)	1	LM
19	90152-05005	SCREW, COUNTERSUNK	2	
20	1JK-84330-00-93	BODY ASSY	1	CHROME PLATED
21	584-84345-60	.DAMPER, HEADLIGHT	2	
22	584-84338-60	.COLLAR, BODY FITTING	2	
23	214-84153-60	.GROMMET, WIREHERNESS	3	
24	95023-08030	BOLT	2	
25	90209-08098	WASHER	2	
26	95701-08E00	NUT, FLANGE	2	
27	90183-06023	NUT, SPRING	1	
28	90480-14023	GROMMET	1	

CONTENTS

GENERAL SPEC.

ENGINE

Cylinder Head	B2
Cylinder	B3
Crankshaft · Piston	B4
Valve	B5 ~ B6
Camshaft · Chain	B7
Oil Pump	B8
Oil Cleaner	B9
Intake	B10 ~ B11
Carburetor	B12 ~ B14
Carburetor 2	B15
Exhaust	C2
Crankcase	C3 ~ C5
Crankcase Cover 1	C6 ~ C7
Starter Clutch	C8
Clutch	C9 ~ C10
Transmission	C11 ~ C12
Shift Cam · Fork	C13
Shifter	C14

CHASSIS

Frame	C15
Fender	D2 ~ D3
Side Cover	D4
Rear Arm	D5
Rear Suspension	D6
Steering	D7 ~ D8
Front Fork	D9 ~ D10
Fuel Tank	D11 ~ D12

Seat	D13
Front Wheel	D14
Front Brake Caliper	D15
Rear Wheel	E2 ~ E3
Rear Brake Caliper	E4
Steering Handle · Cable	E5
Front Master Cylinder	E6
Stand · Footrest	E7 ~ E8
Rear Master Cylinder	E9
Generator	E10
Pick Up Coil · Governor	E11
Starting Motor	E12
Flasher Light	E13
Meter	E14
Headlight	E15 ~ F2
Taillight	F3
Handle Switch · Lever	F4
Electrical 1	F5
Electrical 2	F6

FOR SWITZERLAND, AUSTRIA

Alternate (Engine)	F12
Alternate (Chassis)	F13

INDEX

NUMERICAL INDEX	L1 ~ L4
-----------------------	---------

INDIVIDUAL SPEC.

FOR ENGLAND

Alternate (Electrical)	F8
------------------------------	----

FOR SWEDEN

Alternate (Engine)	F10
--------------------------	-----

CONTENTS

GENERAL SPEC.

ENGINE

Cylinder Head	B2
Cylinder	B3
Crankshaft · Piston	B4
Valve	B5 ~ B6
Camshaft · Chain	B7
Oil Pump	B8
Oil Cleaner	B9
Intake	B10 ~ B11
Carburetor	B12 ~ B14
Carburetor 2	B15
Exhaust	C2
Crankcase	C3 ~ C5
Crankcase Cover 1	C6 ~ C7
Starter Clutch	C8
Clutch	C9 ~ C10
Transmission	C11 ~ C12
Shift Cam · Fork	C13
Shifter	C14

CHASSIS

Frame	C15
Fender	D2 ~ D3
Side Cover	D4
Rear Arm	D5
Rear Suspension	D6
Steering	D7 ~ D8
Front Fork	D9 ~ D10
Fuel Tank	D11 ~ D12

Seat	D13
Front Wheel	D14
Front Brake Caliper	D15
Rear Wheel	E2 ~ E3
Rear Brake Caliper	E4
Steering Handle · Cable	E5
Front Master Cylinder	E6
Stand · Footrest	E7 ~ E8
Rear Master Cylinder	E9
Generator	E10
Pick Up Coil · Governor	E11
Starting Motor	E12
Flasher Light	E13
Meter	E14
Headlight	E15 ~ F2
Taillight	F3
Handle Switch · Lever	F4
Electrical 1	F5
Electrical 2	F6

INDIVIDUAL SPEC.

FOR ENGLAND

Alternate (Electrical)	F8
------------------------------	----

FOR SWEDEN

Alternate (Engine)	F10
--------------------------	-----

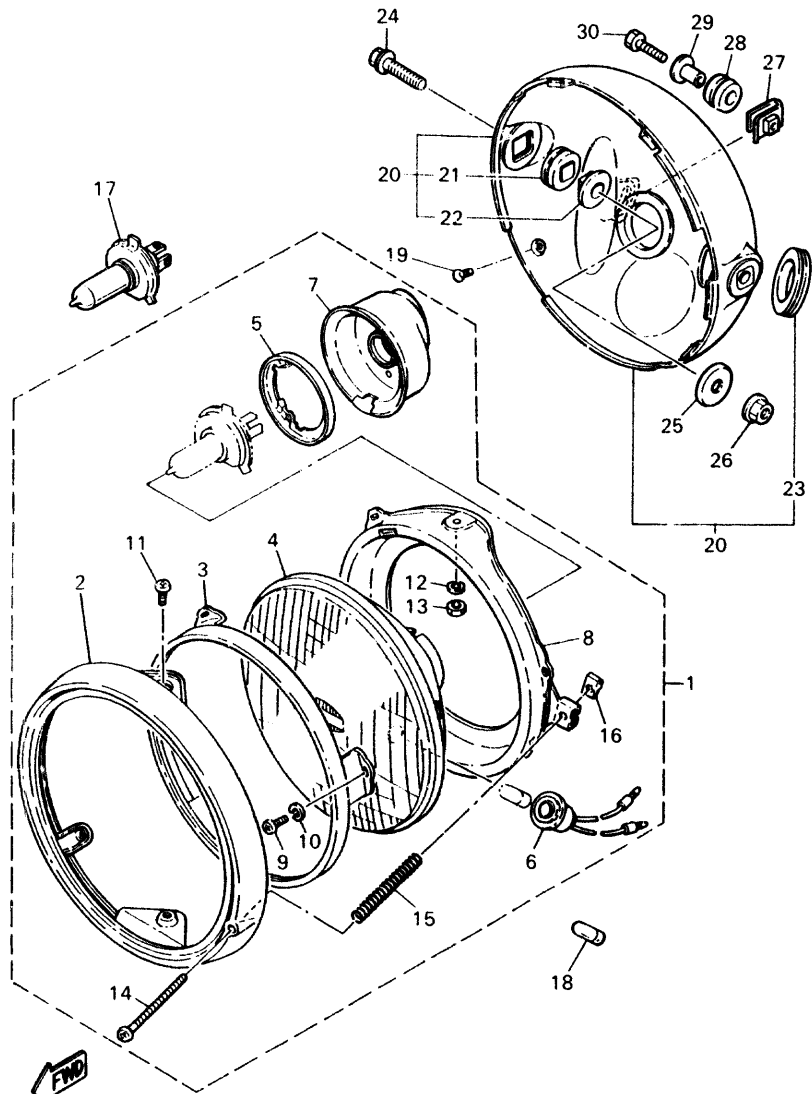
FOR SWITZERLAND, AUSTRIA

Alternate (Engine)	F12
Alternate (Chassis)	F13

INDEX

NUMERICAL INDEX	L1 ~ L4
-----------------------	---------

FIG. 41 HEADLIGHT

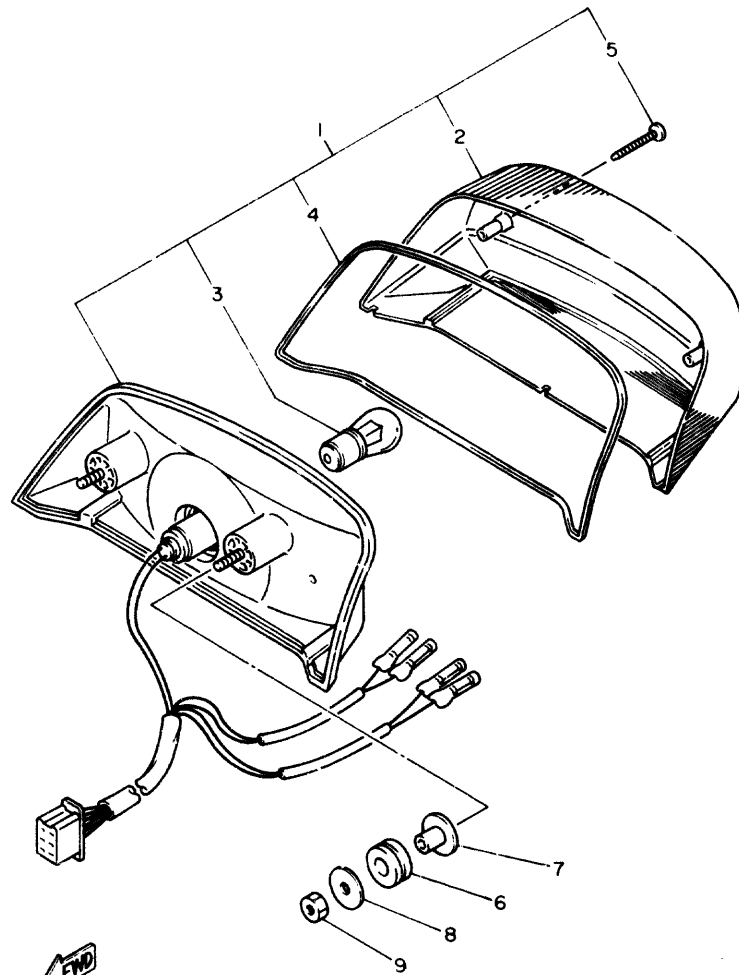


4KE351-4410

REF. NO.	PART NO.	DESCRIPTION	Q'TY	REMARKS
29	90387-06388	COLLAR	1	
30	97016-06025	BOLT	1	

F2

FIG. 42 TAILLIGHT

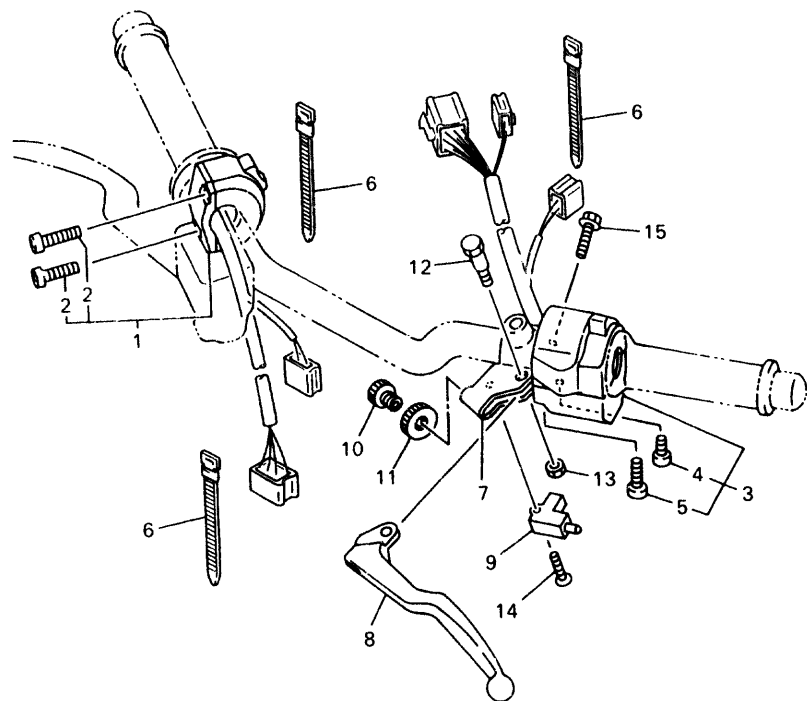


4BP010-1430

REF. NO.	PART NO.	DESCRIPTION	Q'TY	REMARKS
1	4BP-84710-00	TAILLIGHT UNIT ASSY	1	
2	4BP-84721-00	.LENS, TAILLIGHT	1	
3	137-84714-61	.BULB (12V-23/8W)	1	
4	4BP-84712-00	.GASKET, TAILLIGHT	1	
5	4BP-8471J-00	.SCREW, TAILLIGHT	2	
6	90480-18276	GROMMET	2	
7	90387-07037	COLLAR	2	
8	90201-063J2	WASHER, PLATE	2	
9	95380-06600	NUT	2	

F3

FIG. 43 HANDLE SWITCH • LEVER

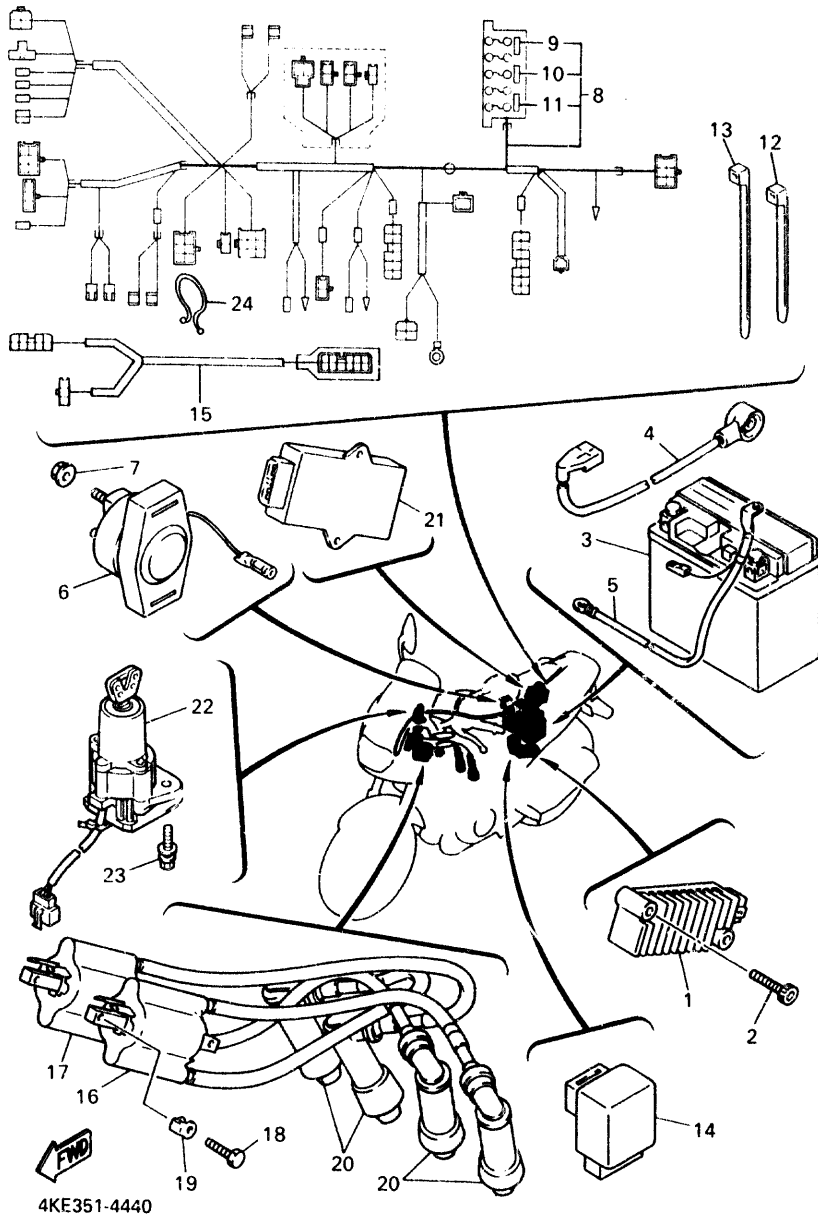


REF. NO.	PART NO.	DESCRIPTION	Q'TY	REMARKS
1	4BP-83975-00	SWITCH, HANDLE 2	1	
2	90157-05057	.SCREW, PAN HEAD	2	
3	4BR-83969-01	SWITCH, HANDLE 5	1	
4	98506-05030	.SCREW, PAN HEAD	1	
5	98506-05040	.SCREW, PAN HEAD	1	
6	437-83936-01	BAND, SWITCH CORD	3	
7	3YX-82911-00	HOLDER, LEVER 1	1	
8	3YX-83912-00	LEVER 1	1	
9	3YX-82917-00	SWITCH	1	
10	90123-08096	BOLT	1	
11	90179-08316	NUT	1	
12	3YX-83945-00	BOLT, LEVER	1	
13	95616-06100	NUT, U	1	
14	341-83333-70	SCREW, LENS FITTING	1	
15	95026-06020	BOLT, FLANGE	1	



4KE351-4430

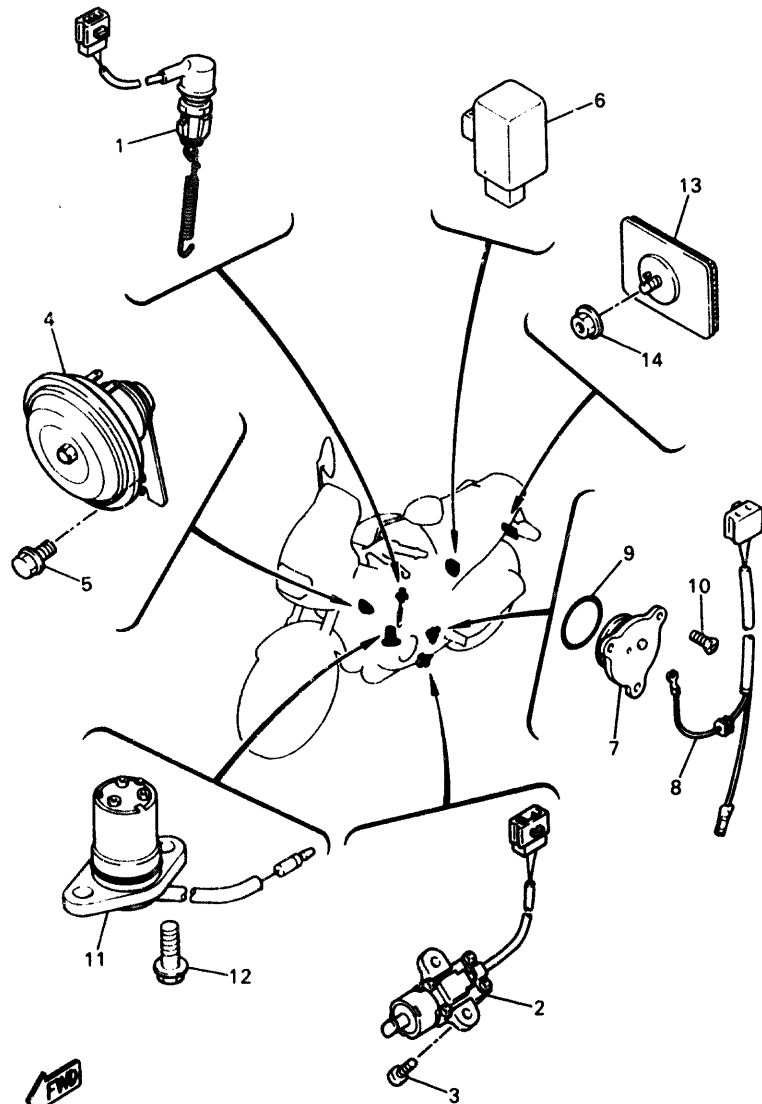
FIG. 44 ELECTRICAL 1



REF. NO.	PART NO.	DESCRIPTION	Q'TY	REMARKS
1	3TJ-81960-01	RECTIFIER & REGULATOR ASSY	1	
2	91316-06025	BOLT	2	
3	3PK-82100-00	BATTERY ASSY (YTX9-BS 12V-8AH)	1	
4	4BP-82115-00	WIRE, PLUS LEAD	1	
5	4BP-82116-C0	WIRE, MINUS LEAD	1	
6	4BP-81940-00	STARTER RELAY ASSY	1	
7	95701-06500	NUT, FLANGE	2	
8	4KE-82590-00	WIRE HARNESS ASSY	1	
9	1AE-82151-00	.FUSE (12V 30A)	2	
10	36Y-82151-00	.FUSE (12V-15A)	3	
11	42X-82151-00	.FUSE (10A)	2	
12	90465-13169	CLAMP	3	
13	90465-13355	CLAMP	4	
14	2UJ-81950-00	RELAY ASSY	1	
15	4BP-82541-00	WIRE, LEAD	1	
16	4BR-82310-U0	IGNITION COIL ASSY	1	
17	4BR-82320-00	IGNITION COIL ASSY	1	
18	97080-06020	BOLT	4	
19	4BR-82317-00	DAMPER, IGNITION COIL	4	
20	4BP-82370-00	PLUG CAP ASSY	4	
21	4BR-82305-00	IGNITOR UNIT ASSY	1	
22	4KE-82510-00	MAIN SWITCH ASSY	1	
23	90109-06616	BOLT	2	
24	90464-23041	CLAMP	1	

F5

FIG. 45 ELECTRICAL 2



4BR351-4460

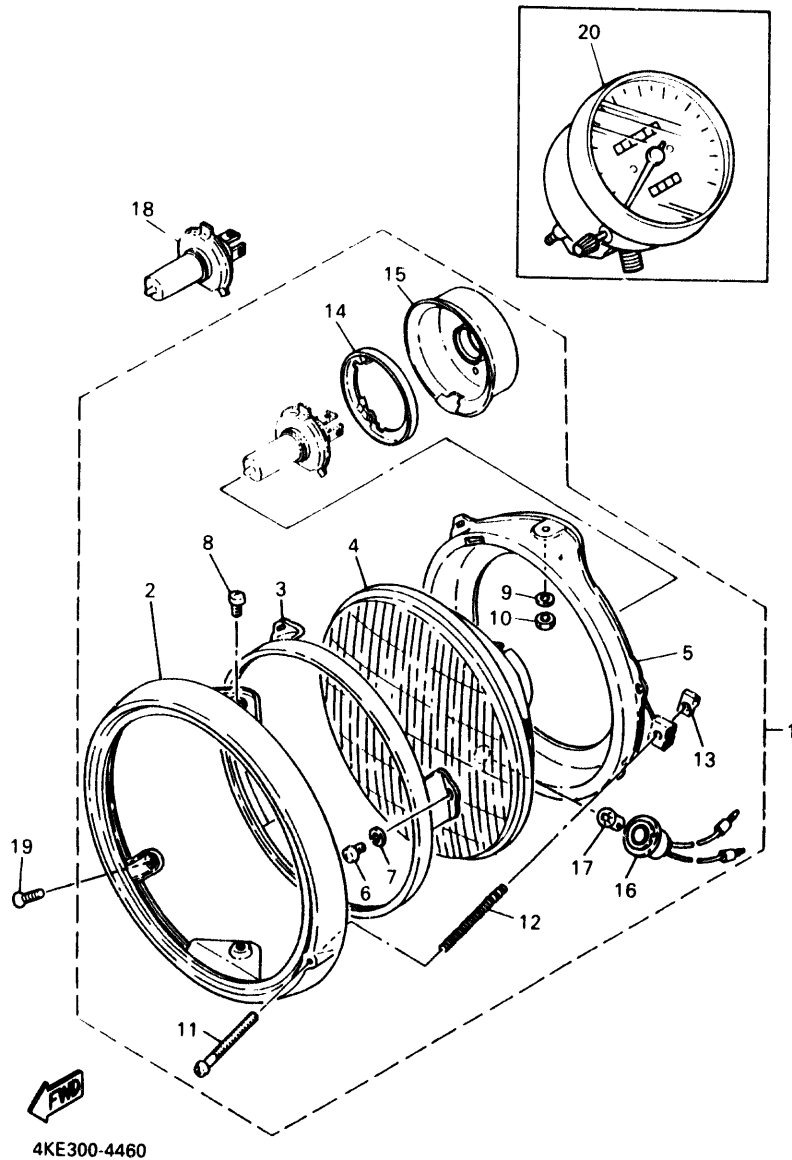
REF. NO.	PART NO.	DESCRIPTION	Q'TY	REMARKS
1	4BP-82530-01	STOP SWITCH ASSY	1	
2	3LD-82566-70	SWITCH, SIDE STAND	1	
3	90157-05079	SCREW, PAN HEAD	2	
4	34Y-83371-00	HORN	1	
5	95826-06010	BOLT, FLANGE	1	
6	3YA-83350-00	FLASHER RELAY ASSY	1	UR OMRON
	3YA-83350-10	FLASHER RELAY ASSY	1	UR N.D.
7	1L9-82540-00	NEUTRAL SWITCH ASSY	1	
8	4BP-82509-00	WIRE, SUB LEAD	1	
9	93210-29196	O-RING	1	
10	98701-05012	SCREW, FLAT HEAD	3	
11	4BR-85720-00	OIL LEVEL GAUGE ASSY	1	
12	95026-06016	BOLT, FLANGE	2	
13	3G1-85130-01	REAR REFLECTOR ASSY	1	
14	95701-05500	NUT, FLANGE	1	

F6

FOR ENGLAND

The following pages provides a listing of only the parts that meet the specifications peculiar to your market. For those parts not appearing in these pages, refer to the "GENERAL SPEC" section.

FIG. 46 ALTERNATE (ELECTRICAL)

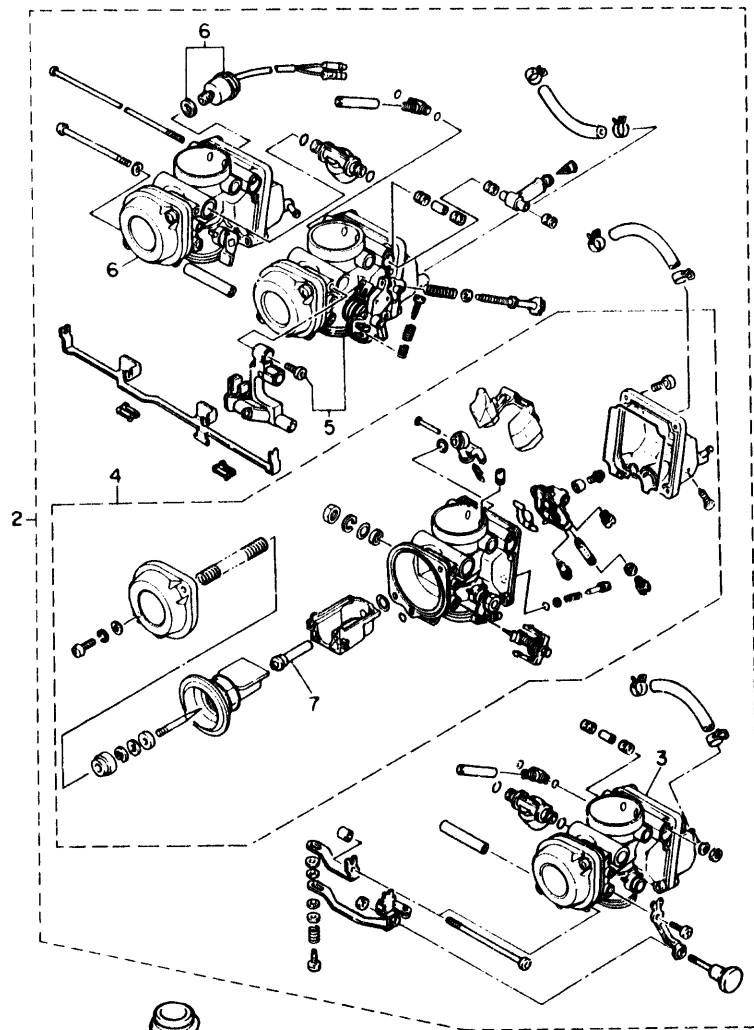


REF. NO.	PART NO.	DESCRIPTION	Q'TY	REMARKS
1	2J4-84303-30	HEADLIGHT UNIT ASSY	1	
2	341-84315-40	.RIM, HEADLIGHT	1	
3	2F9-84395-00	.RING, RETAINING	1	
4	2F9-84321-00	.LENS ASSY	1	
5	2F9-84394-00	.RING, MOUNTING	1	
6	98580-04008	.SCREW, PAN HEAD	3	
7	92901-04100	.WASHER, SPRING	3	
8	1JK-84365-09	.SCREW	2	
9	92901-05100	.WASHER, SPRING	2	
10	95380-05600	.NUT	2	
11	98580-04055	.SCREW, PAN HEAD	1	
12	341-84332-60	.SPRING, SCREW	1	
13	198-84334-60	.NUT, ADJUSTING	1	
14	2F9-84375-00	.SETTING PLATE, BULB	1	
15	2F9-84397-01	.COVER, SOCKET	1	
16	34L-84346-00	.SOCKET, PILOT LIGHT	1	
17	123-83516-21	.BULB (12V-3.4W)	1	
18	2F9-84314-00	BULB (12V-60/55W)	1	(H4)HALOGEN
19	90152-05005	SCREW, COUNTERSUNK	2	
20	4KE-83570-10	SPEEDOMETER ASSY	1	

FOR SWEDEN

The following pages provides a listing of only the parts that meet the specifications peculiar to your market. For those parts not appearing in these pages, refer to the "GENERAL SPEC" section.

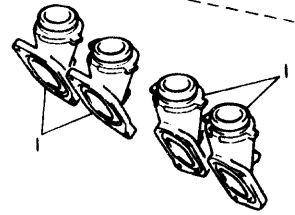
FIG. 47 ALTERNATE (ENGINE)



REF. NO.	PART NO.	DESCRIPTION	Q'TY	REMARKS
1	4EB-13598-01	JOINT, CARBURETOR 4	4	
2	4EB-14900-03	CARBURETOR ASSY	1	
3	4EB-14901-03	.CARBURETOR ASSY 1	1	
4	4EB-14902-03	.CARBURETOR ASSY 2	1	
5	4EB-14903-03	.CARBURETOR ASSY 3	1	
6	4EB-14904-03	.CARBURETOR ASSY 4	1	
7	4DS-14141-34	..NOZZLE, MAIN	1	



4BR300-3481

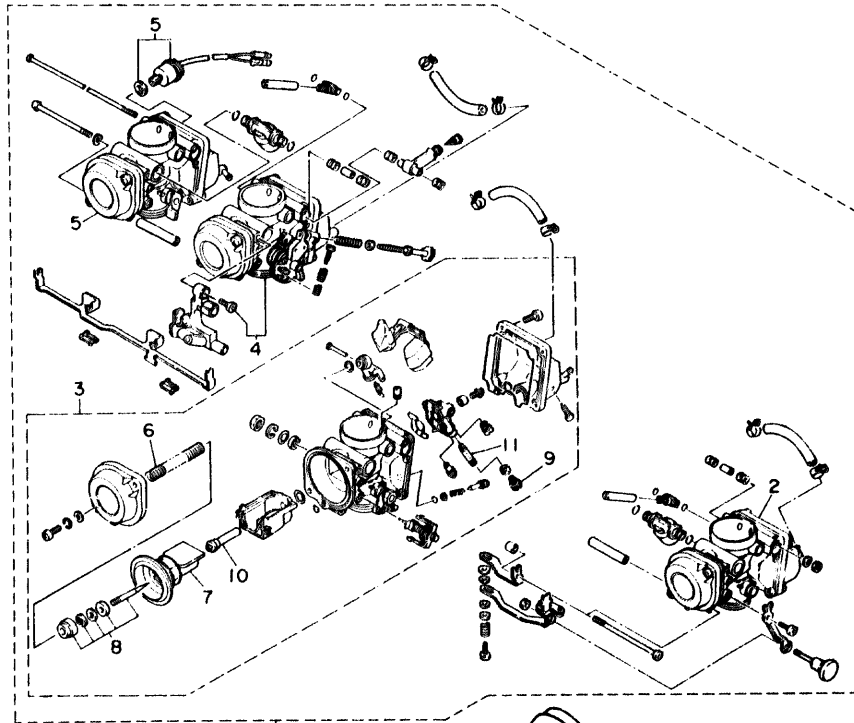


F10

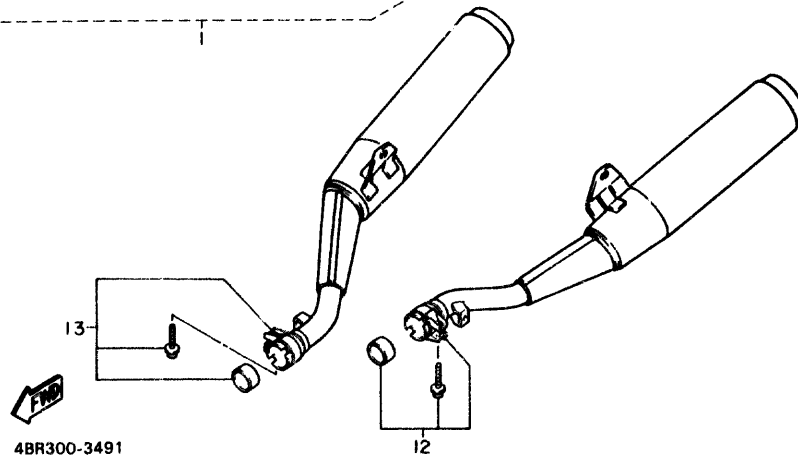
FOR SWITZERLAND AUSTRIA

The following pages provides a listing of only the parts that meet the specifications peculiar to your market. For those parts not appearing in these pages, refer to the "GENERAL SPEC" section.

FIG. 48 ALTERNATE (ENGINE)



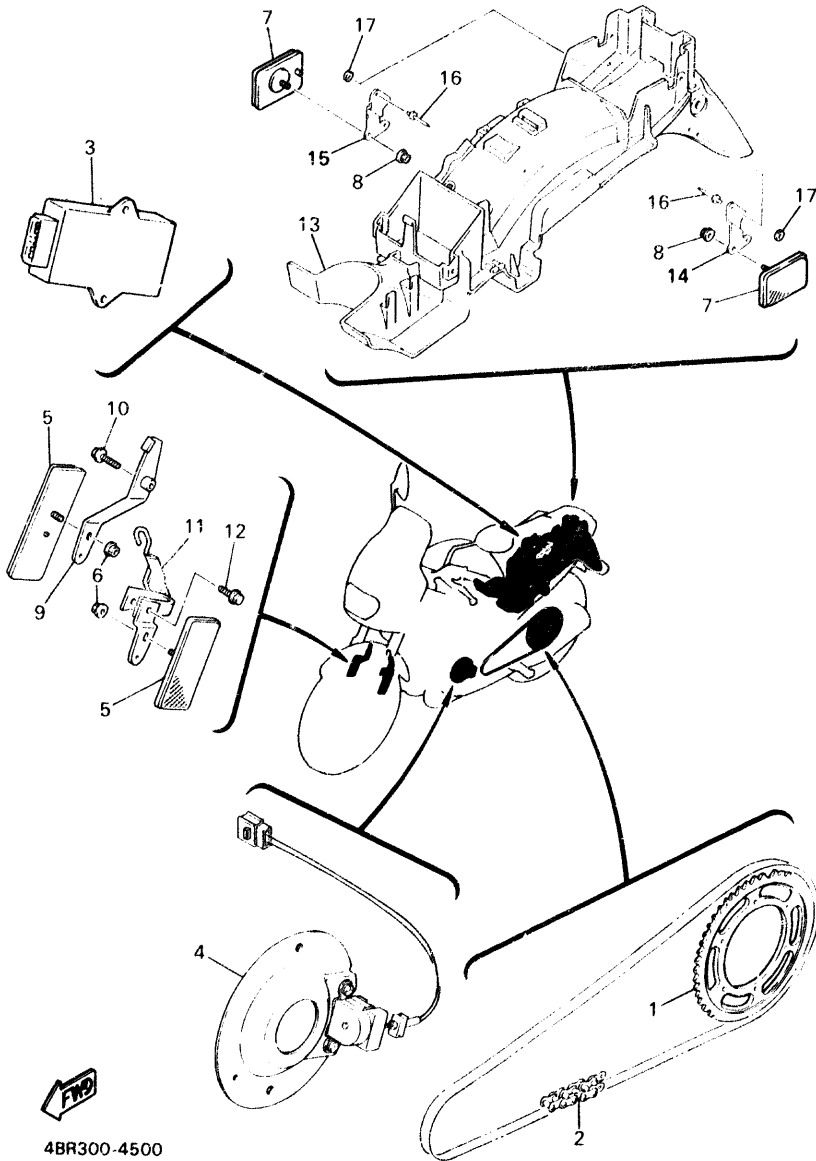
REF. NO.	PART NO.	DESCRIPTION	Q'TY	REMARKS
1	4DG-14900-03	CARBURETOR ASSY	1	
2	4DG-14901-03	..CARBURETOR ASSY 1	1	
3	4DG-14902-03	..CARBURETOR ASSY 2	1	
4	4DG-14903-03	..CARBURETOR ASSY 3	1	
5	4DG-14904-03	..CARBURETOR ASSY 4	1	
6	4DG-14933-00	..SPRING, DIAPHRAGM	1	
7	4DG-14940-00	..DIAPHRAGM ASSY	1	
8	4DG-1490J-00	..NEEDLE SET	1	
9	4DG-1423A-71	..JET, MAIN (#102.5)	1	UR #1,4
	4DG-14231-20	..JET, MAIN (#100)	1	UR #2,3
10	4DG-14141-39	..NOZZLE, MAIN	1	
11	4DG-14148-00	..PIPE	1	
12	4DG-14710-00	MUFFLER ASSY 1	1	
13	4DG-14720-00	MUFFLER ASSY 2	1	



4BR300-3491

F12

FIG. 49 ALTERNATE (CHASSIS)



4BR300-4500

REF. NO.	PART NO.	DESCRIPTION	Q'TY	REMARKS
1	4BP-25446-20	SPROCKET, DRIVEN (46T)	1	
2	94581-30108	CHAIN	1	
3	4DU-82305-00	IGNITOR UNIT ASSY	1	
4	4DU-81671-00	BASE, PICKUP	1	
5	11H-85110-01	REFLECTOR ASSY	2	FOR AUSTRIA
6	95701-05500	NUT, FLANGE	2	FOR AUSTRIA
7	23V-85110-00	REFLECTOR ASSY	2	FOR AUSTRIA
8	95701-05500	NUT, FLANGE	2	FOR AUSTRIA
9	4DU-25875-00	HOLDER, BRAKE HOSE 1	1	FOR AUSTRIA
10	95023-06025	BOLT	1	FOR AUSTRIA
11	4DU-21597-00	HOLDER, WIRE 1	1	FOR AUSTRIA
12	95023-06025	BOLT	1	FOR AUSTRIA
13	4DU-21611-00	FENDER, REAR	1	FOR AUSTRIA
14	3LK-21688-00	BRACKET, REAR STAY	1	FOR AUSTRIA
15	3LK-21689-00	BRACKET, REAR STAY 2	1	FOR AUSTRIA
16	90267-40029	RIVET, BLIND	4	FOR AUSTRIA
17	90201-044A2	WASHER, PLATE	4	FOR AUSTRIA

F13

CONTENTS

GENERAL SPEC.

ENGINE

Cylinder Head	B2
Cylinder	B3
Crankshaft · Piston	B4
Valve	B5 ~ B6
Camshaft · Chain	B7
Oil Pump	B8
Oil Cleaner	B9
Intake	B10 ~ B11
Carburetor	B12 ~ B14
Carburetor 2	B15
Exhaust	C2
Crankcase	C3 ~ C5
Crankcase Cover 1	C6 ~ C7
Starter Clutch	C8
Clutch	C9 ~ C10
Transmission	C11 ~ C12
Shift Cam · Fork	C13
Shifter	C14

CHASSIS

Frame	C15
Fender	D2 ~ D3
Side Cover	D4
Rear Arm	D5
Rear Suspension	D6
Steering	D7 ~ D8
Front Fork	D9 ~ D10
Fuel Tank	D11 ~ D12

Seat	D13
Front Wheel	D14
Front Brake Caliper	D15
Rear Wheel	E2 ~ E3
Rear Brake Caliper	E4
Steering Handle · Cable	E5
Front Master Cylinder	E6
Stand · Footrest	E7 ~ E8
Rear Master Cylinder	E9
Generator	E10
Pick Up Coil · Governor	E11
Starting Motor	E12
Flasher Light	E13
Meter	E14
Headlight	E15 ~ F2
Taillight	F3
Handle Switch · Lever	F4
Electrical 1	F5
Electrical 2	F6

INDIVIDUAL SPEC.

FOR ENGLAND

Alternate (Electrical)	F8
------------------------------	----

FOR SWEDEN

Alternate (Engine)	F10
--------------------------	-----

FOR SWITZERLAND, AUSTRIA

Alternate (Engine)	F12
Alternate (Chassis)	F13

INDEX

NUMERICAL INDEX	L1 ~ L4
-----------------------	---------

NUMERICAL INDEX

PART NO.	GRID NO.	PART NO.	GRID NO.
3YX-W0041-50	E - 6	4BR-11638-00	B - 4
4BP-W0042-50	E - 9	4BR-11650-00	B - 4
4BP-W0045-00	D-15	4H7-11654-00	B - 4
51L-W0046-02	E - 4	49A-11656-00	B - 4
3YX-W0047-50	D-15	49A-11656-10	B - 4
51L-W0047-11	E - 4	49A-11656-20	B - 4
51L-W0048-00	D-15	49A-11656-30	B - 4
	E - 4	4BR-12111-00	B - 5
	D-15	4BR-12113-00	B - 5
3YX-W0057-50	E - 4	4BR-12114-00	B - 5
51L-W0057-00	E - 6	4BR-12116-00	B - 5
3YX-W0091-02	C - 6	33M-12117-00	B - 5
4BR-W1543-00	D-13	1AA-12118-00	B - 5
3CK-W2470-00	E - 6	33M-12119-00	B - 5
4BR-W2587-00	B - 2	4BR-12121-00	B - 5
4BR-11101-00	B - 2	26H-12153-00-YO	B - 6
4BR-1111G-09	B - 2	26H-12168-A0	B - 5
4BR-1112G-00	B - 2	26H-12168-FO	B - 5
4BR-11133-10	B - 10	26H-12168-H0	B - 5
4BR-11166-00	B - 2	26H-12168-K0	B - 5
4BR-1118E-00	B - 2	26H-12168-M0	B - 5
4BR-11181-00	B - 2	26H-12168-R0	B - 5
4BR-11190-00	B - 2	26H-12168-U0	B - 5
4BR-11193-00	B - 9	26H-12168-W0	B - 5
214-11198-01	B - 3	26H-12168-Y0	B - 5
4BR-11310-00	B - 3	26H-12168-00	B - 5
4BR-11351-01	C - 3	26H-12168-20	B - 5
4BR-11363-00	C - 3	26H-12168-40	B - 5
4G0-11363-00	C - 3	26H-12168-60	B - 5
4G0-11364-00	C - 8	26H-12168-80	B - 5
4G0-11406-00	B - 4	26H-12168-E0	B - 6
4BR-11411-00	B - 4	26H-12169-G0	B - 6
4BR-11416-00	B - 4	26H-12169-J0	B - 6
4BR-11416-10	B - 4	26H-12169-L0	B - 6
4BR-11416-20	B - 4	26H-12169-N0	B - 6
4BR-11416-30	B - 4	26H-12169-T0	B - 6
4BR-11416-40	C - 8	26H-12169-10	B - 5
4BR-11474-00	C - 4	26H-12169-30	B - 5
4BR-11492-00	C - 8	26H-12169-50	B - 5
4BR-11537-00	C - 4	26H-12169-70	B - 5
4G0-11575-00	C - 4	26H-12169-90	B - 5
4G0-11592-00	C - 5	4BR-12171-00	B - 7
46X-11597-00	B - 4	4BR-12176-00	B - 7
4BR-11610-00	B - 4	4BR-12181-00	B - 7
4BR-11610-20	B - 4	4BR-12210-00	B - 7
4BR-11610-40	B - 4	4BR-12213-00	B - 7
4BR-11631-00-A0	B - 4	4BR-12241-00	B - 7
49A-11633-00	B - 4	4BR-12251-00	B - 7
4BR-11636-00	B - 4		

NUMERICAL INDEX

PART NO.	GRID NO.	PART NO.	GRID NO.	PART NO.	GRID NO.	PART NO.	GRID NO.
4BR-12252-00	B - 7	4DG-14148-00	F -12	4DG-14900-03	F -12	3Y1-15361-00	C - 6
4BP-12483-01	B -14	137-14153-00	B -12	4EB-14900-03	F -10	3F9-15362-00	C - 6
4BP-12484-01	B -14	3LC-1416A-00	B -13	4BR-14901-04	B -12	4BR-15381-00	C - 4
4BR-12682-01	B -15	3YX-1416A-00	B -13	4DG-14901-03	F -12	4G0-15383-00	C - 4
4BR-1316F-00	B -15	1FK-14179-00	B -14	4EB-14901-03	F -10	49A-15383-00	C -13
4G0-13171-00	C - 4	53L-14186-00	B -12	4BR-14902-04	B -12	4BR-15410-00	C - 6
4BR-13183-00	B -15	12R-14191-00	B -12	4DG-14902-03	F -12	4BR-15411-00	C - 6
4H7-13310-00	B - 8	4BP-14197-00	B -13	4EB-14902-03	F -10	49A-15412-00	C - 6
33M-13314-U1	B - 8	1AE-14227-00	B -12	4BR-14903-04	B -12	4BR-15415-00	C - 6
4G0-13316-00	B - 8	3G2-1423A-60	B -13	4DG-14903-03	F -12	4BR-15420-10	C - 6
4G0-13324-09	C - 9	3G2-1423A-71	B -13	4EB-14903-03	F -10	4BR-15441-00	C - 7
4G0-13325-01	B - 8	4DG-1423A-71	F -12	4BR-14904-04	B -12	4BR-15461-00	C - 6
33M-13336-00	B - 8	3G2-14231-21	B -13	4DG-14904-03	F -12	4BR-15463-00	C - 6
4H7-13411-02	B - 8	4DG-14231-20	F -12	4EB-14904-03	F -10	4BR-15484-00	C - 6
4BR-13412-00	B - 8	830-14231-29	B -13	3LN-14933-00	B -12	4BP-15512-00	C - 8
4BR-13414-00	B - 9	3LN-14251-00	B -13	4DG-14933-00	F -12	4BR-15517-00	C - 8
4BR-13416-00	B -15	3EN-14261-00	B -13	46X-14938-00	B -14	33M-15521-00	C - 8
4BR-13417-00	B - 9	4BR-14261-00	B -15	3YX-14940-00	B -12	4BR-15570-00	C - 8
3FV-13440-00	B - 9	4BR-14294-00	D-12	4DG-14940-00	F -12	4BR-15580-01	C - 8
3VD-13455-00	B - 9	4BR-14349-00	B -10	1FK-14952-00	B -14	117-15644-00	C -13
3TJ-13461-00	B - 9	4BR-14411-00	B -10	256-14952-00	B -14	4U8-16111-00	C - 8
4BR-13464-00	B -15	4BR-14412-01	B -10	4BR-14952-00	B -13	4BR-16139-00	C - 8
11H-13490-00	B - 8	4BR-14419-00	B -10	1A8-14953-00	B -12	3Y1-16154-00	C - 9
4BR-13575-00	B -10	4KE-1442G-00	B -11	4BP-14978-00	B -13	4BR-16155-00	C - 8
4BR-13586-00	B -10	4BR-14421-00	B -10	3GM-14985-00	B -12	4U8-16170-01	C - 9
4BR-13596-00	B -10	4KE-14425-00	B -10	4BR-14987-00	B -14	4H7-16321-01	C - 9
4BR-13598-00	B -10	4KE-14426-00	B -11	4DG-14987-00	B -14	168-16324-00	C - 9
4EB-13598-01	F -10	31A-14435-00	B -10	4DS-14987-00	B -14	4H7-16325-00	C - 9
4BR-13910-00	D-12	4BR-14451-00	B -10	4HK-14987-00	B -14	4BR-16340-00	C - 9
3LN-1410A-10	B -13	4BR-14452-00	B -10	7HU-14987-00	B -13	4BR-16351-00	C - 9
3LN-14103-00	B -14	4BR-14453-00	B -10	4BP-14988-00	B -13	3LD-1637A-01	C - 9
12R-14105-00	B -13	5T0-14457-00	B -10	4V7-14988-00	B -13	4BR-16370-00	C - 9
4BP-14107-10	B -13	31A-14477-00	D - 2	1KT-14994-00	B -14	3JD-16382-00	C - 9
4BR-1411A-C0	B -13	4BR-14510-02	B -15	256-14997-00	B -12	1J7-16383-01	C - 9
4BR-1411E-01	B -12	1HX-14565-00	B -12	3EN-14997-00	B -13	1J7-16384-00	C - 9
22F-14115-00	B -14	812-14594-00	B -12	3GM-14997-00	B -12	1J7-16385-00	C - 9
4BP-14139-01	B -14	4BR-14610-01	C - 2	4BR-15100-01	C - 3	4BR-17121-00	C -11
4BR-14141-35	B -13	4BR-14613-00	C - 2	4G0-15138-00	C - 3	4BR-17131-00	C -11
4DG-14141-39	F -12	4BR-14620-01	C - 2	4BR-15148-00	C - 3	4BR-17151-00	C -11
4DS-14141-34	F -10	4BR-14710-00	C - 2	4G0-15163-01	C - 4	4BR-17161-01	C -11
1NT-14142-15	B -13	4DG-14710-00	F -12	4BR-15167-10	C - 3	4BR-17211-00	C -11
1AE-14147-00	B -12	4BR-14720-00	C - 2	3KM-15189-00	C - 4	4BR-17231-00	C -11
3FV-14147-00	B -12	4DG-14720-00	F -12	4G0-15316-00	C - 4	4BR-17241-00	C -11
3LN-14147-00	B -12	3VD-14755-00	C - 2	46X-15326-00	C - 4	4BR-17251-01	C -11
822-14147-00	B -13	4BR-1490J-01	B -13	4BR-15327-00	C - 4	4BR-17261-00	C -11
3HE-14148-00	B -13	4DG-1490J-00	F -12	33M-15336-00	C - 4	4BR-17402-01	C -11
3YX-14148-00	B -13	3EN-1490K-00	B -14	4G0-15336-00	C - 4	4BR-17411-00	C -11
4BR-14148-00	B -13	4BR-14900-04	B -12	33M-15337-00	C - 4	278-17424-01	C -11

NUMERICAL INDEX

PART NO.	GRID NO.	PART NO.	GRID NO.
278-17425-00	C-11	3LK-21688-00	F-13
	C-12	3LK-21689-00	F-13
4G0-17433-01	C-11	4BP-21711-01-P4	D-4
	C-12	4BP-21711-01-6M	D-4
4BR-17460-00	C-11	3XV-21717-00	B-15
4BR-18110-00	C-14	4BP-21721-01-P4	D-4
4BR-18112-00	C-14	4BP-21721-01-6M	C-4
132-18113-01	C-14	18A-21778-00	D-4
22N-18113-00	E-9	4KE-21781-00	D-4
26H-18115-00	C-14	4KE-21781-10	D-4
4BR-18120-00	C-14	8Y1-21998-00	D-12
4BR-18127-00	C-13	4BR-22110-01-WL	D-5
4BR-18140-00	C-13	4X7-22129-00	D-5
2H9-18154-00	C-14	3LN-22141-60	D-5
4BR-18185-00	C-13	3YX-22151-00	D-5
4BR-18511-00	C-13	3YX-22174-00	E-2
4BR-18512-00	C-13	33M-22184-00	D-5
4BR-18513-00	C-13	4BR-22210-01	D-6
4BR-18531-00	C-13	34L-22216-00	D-6
4BR-18536-00	C-13	1KT-22311-00	D-5
4BR-18540-01	C-13	4BR-23102-00	D-9
278-18542-00	C-13	4BR-23103-00	D-9
278-18566-00	C-13	3YX-23110-00	D-9
4KE-21110-00-P0	C-15		D-10
4KE-21110-00-6M	C-15	3EN-23111-00	D-9
4BP-2117F-00	C-15		D-10
4BP-2117M-00	C-15	1W4-23114-L0	D-9
4BP-21315-00	C-15		D-10
4BP-21316-00	C-15	26H-23118-00	D-9
4BP-21343-10	D-7		D-10
35X-2135F-00	C-15	4H7-23119-00	D-9
34M-2139X-00	D-4	3XC-23121-00	D-7
4BP-21445-00	C-15	3YX-23125-00	D-9
4BP-21446-00	C-15	4BP-23126-00	D-9
4X7-2149Y-00	B-10	122-23129-00	D-9
4BP-21510-00-P4	D-2	3XC-23131-00	D-7
4BP-21510-00-6M	D-2	4BP-23136-00	D-9
1A8-21518-00	D-2	4BP-23141-00	D-9
4BR-2153A-00	D-2		D-10
4DU-2153A-10	D-2	1FK-23142-00	D-9
4DU-21597-00	F-13		D-10
4BR-21611-00	D-2	3EN-23144-00	D-9
4DU-21611-00	F-13		D-10
4BR-21621-00	D-2	3EN-23145-00	D-9
4BP-21644-00	D-2	4V2-23146-L0	D-9
4BP-21645-00	D-2	3R4-23153-00	D-9
4BP-21651-00-P4	D-2		D-10
4BP-21651-00-6M	D-2	509-23158-L0	D-9

PART NO.	GRID NO.	PART NO.	GRID NO.
509-23158-L0	D-10	4BP-24780-00	D-13
4BR-23170-00	D-9	4BP-24792-00	D-13
	D-10	341-25149-00	D-14
2YK-23173-00	D-9	4BP-25168-00-WN	D-14
	D-10	3GM-25181-00	D-14
4KE-23174-00	D-7	3GM-25190-00	D-14
278-23181-50	D-9	3HE-25338-00-WN	E-2
	D-10	4BP-25364-00	E-2
4KE-23340-00	D-10	4BP-25366-00	E-2
2NX-23356-00	D-10	4BR-25371-00	E-2
3HE-23416-00	D-7	3HE-25381-00	E-3
26H-23418-01	D-7	4BP-25388-00	E-2
4BP-23435-11	D-7	29L-25398-00	D-14
4H7-23441-00-P0	D-7		E-2
3Y6-23442-00-P0	D-7	29L-25398-10	D-14
3FV-23462-00	D-7		E-2
341-23469-00	D-7	29L-25398-20	D-14
134-23484-10	C-15		E-2
4BP-24110-00-X4	D-11	4BP-25446-20	F-13
4BP-24110-00-X5	D-11	4BP-25448-20	E-2
2GH-24181-00	D-11	4BP-2580T-00	D-15
4BP-24182-00	D-11	4BP-2580W-00	E-4
2GH-24186-00	D-11	4BP-2581K-00	E-9
4BP-24186-00	D-11	3HE-25819-01	E-3
4BP-24188-00	D-11	4BP-2582A-00	E-9
4BP-24191-00	D-11	4BP-2582T-00	D-15
4BP-24216-00	D-12	4DU-2582W-00	E-4
4BR-24311-00	D-12	4BP-25827-00	E-4
1HX-24312-00	D-12	3YX-2583H-00	E-6
4BR-24366-00	D-12	4BP-2583V-00	E-9
3YJ-24481-00	C-15	3YX-25838-00	E-6
4BP-24500-00	D-11	341-25846-00	D-14
4X8-24512-00	D-11	4BP-2585F-00	E-9
3AJ-24523-00	D-11	3LN-2585G-00	E-9
3HE-24524-00	D-11	2KF-25852-50	E-9
3AJ-24534-00	D-11	3YX-25852-00	E-6
1FK-24560-00	D-12	3YX-25854-00	E-6
4FU-24602-00	D-11	360-25864-00	E-9
4BR-24730-00	D-13	2GU-25855-00	E-9
4BR-24730-10	D-13	4L0-25862-00	E-6
4BP-24731-00	D-13	3YX-25866-00	E-6
4BR-24731-10	D-13	3YX-25866-10	E-6
4BP-24737-00	D-13	3YX-25867-00	E-6
22W-24741-00	D-13	4KE-2C872-00	E-6
4BP-2478E-00	D-13	4BP-25875-01	D-2
		4DU-25875-00	F-13
		3YX-25880-00	E-6
		4BP-25886-10	D-8

NUMERICAL INDEX

PART NO.	GRID NO.	PART NO.	GRID NO.
3YX-2589F-00	E-6	4BP-81815-00	E-12
31A-25894-01	E-9	3HE-81826-00	E-12
4BP-25895-01	E-9	3HE-81830-00	E-12
3LN-25919-10	E-4	3KS-81840-00	E-12
4BP-25919-00	D-15	11H-81844-00	E-12
3LN-25924-10	E-4	26H-81847-00	E-12
3YX-25929-00	D-15	3HE-81850-00	E-12
3YX-25937-00	D-15	5H0-81871-00	E-12
5R2-25937-00	D-15	4BP-81940-00	F-5
4BP-26111-00	E-5	2UJ-81950-00	F-5
36Y-26240-00	E-5	3TJ-81960-01	F-5
31A-26241-00	E-5	3YF-81971-00	B-15
51J-26246-00	E-5	3PK-82100-00	F-5
4BP-26270-00	E-5	4BP-82115-00	F-5
4BR-26280-00	E-5	4BP-82116-00	F-5
4BR-26290-00	E-5	120-82131-00	D-2
4KE-26302-00	E-5	4BP-82131-00	D-2
4KE-26335-00	E-5	1AE-82151-00	F-5
4BR-27111-00	E-8	36Y-82151-00	F-5
2GM-27114-00	E-8	42X-82151-00	F-5
4BP-27211-00	E-9	4BR-82305-00	F-5
4BP-27222-00	E-9	4DU-82305-00	F-13
4BP-27261-00	E-9	4BR-82310-00	F-5
4BP-27311-00	E-7	4BR-82317-00	F-5
2KT-27315-00	E-7	4BR-82320-00	F-5
1TX-27351-00	E-8	4BP-82370-00	F-5
2GH-27413-00	E-7	4BP-82509-00	F-6
4BP-27413-00	E-7	4KE-82510-00	F-5
2H7-27414-00	E-7	4BP-82530-01	F-6
4BR-27431-00	E-7	1L9-82540-00	F-6
4BP-27434-01	E-8	4BP-82541-00	F-5
4BP-27437-00	E-7	4BR-82560-00	B-13
4BR-27441-00	E-7	3LD-82566-70	F-6
4BR-27442-01	E-7	4KE-82590-00	F-5
4BR-27443-01	E-7	3YX-82911-00	F-4
4BP-27451-00	E-7	3YX-82917-00	F-4
4BP-27461-00	E-7	51J-83310-00	E-13
1HX-28100-01	D-3	306-83311-40	E-13
4K5-2814E-10	D-2	51J-83320-00	E-13
4K5-28186-00	D-2	51J-83330-00	E-13
8U9-77162-00	D-2	1VU-83332-00	E-13
4BR-81410-00	E-10	51L-83332-01	E-13
4BR-81450-00	E-10	341-83333-70	F-4
4BR-81671-00	E-11	51J-83340-00	E-13
4DU-81671-00	F-13	1VU-83342-00	E-13
4BR-81673-00	E-11	51L-83342-01	E-13
4BR-81800-00	E-12	3YA-83350-00	F-6
3AJ-81809-00	E-12	3YA-83350-10	F-6

NUMERICAL INDEX

PART NO.	GRID NO.	PART NO.	GRID NO.	PART NO.	GRID NO.
10V-83365-00	E -13	2F9-84395-00	E -15	90116-08566	C - 3
34Y-83371-00	F - 6		F - 8	90116-10485	E - 2
42X-83507-00	E -14	2F9-84397-01	E -15	90119-06043	D - 2
42X-83508-00	E -14		F - 8	90119-06213	D-11
4KE-83509-00	E -14	4BP-8471J-00	F - 3	90123-08096	F - 4
123-83516-21	F - 8	4BP-84710-00	F - 3	90149-04278	D - 2
2GV-83517-00	E -14	4BP-84712-00	F - 3	90149-06008	D-11
42X-83517-00	E -14	137-84714-61	F - 3	90149-06228	D-13
4KE-83519-00	E -14	4BP-84721-00	F - 3	90149-06298	C -15
1FG-83523-00	E -14	4G1-84744-00	E -14		D - 7
4KE-83530-00	E -14	1KH-84751-00-90	D - 3	90149-08232	C - 2
4KE-83540-00	E -14	11H-85110-01	F -13	90151-05055	C -13
1JK-83541-00	D - 7	23V-85110-00	F -13	90151-06013	C -13
3MA-83550-00	E -14	3G1-85130-01	F - 6	90151-06014	C - 4
4KE-83570-00	E -14	4BR-85720-00	F - 6	90152-05005	E -15
4KE-83570-10	F - 8	90101-06576	C - 2		F - 8
4KE-83579-00	E -14	90101-12558	D - 6	90157-05057	F - 4
3YX-83912-00	F - 4	90105-06153	B - 2	90157-05079	E - 7
3YX-83922-09	E - 6	90105-06671	C - 6		F - 6
437-83936-01	E - 6	90105-07342	B - 7	90157-08117	C -15
	F - 4	90105-08321	E - 2	90159-05122	E - 7
3YX-83945-00	F - 4	90105-10253	C -15	90159-05163	D - 4
4BR-83969-01	F - 4	90105-10445	E -11	90159-06092	C - 9
4BP-83975-00	F - 4	90105-10638	D -15	90159-06107	E -11
4BH-83980-00	E - 6		E - 4	90159-06175	D - 5
214-84153-60	E -15	90105-10662	E -10	90164-04009	E -14
1XL-84303-G0	E -15	90105-12523	C -15	90170-06228	C -14
2J4-84303-30	F - 8	90105-12612	D - 6	90170-20327	C - 9
2F9-84314-00	F - 8	90109-060E9	D - 2	90171-16024	E - 3
341-84315-40	E -15	90109-066F0	B - 2	90176-08026	B - 2
	F - 8	90109-06616	F - 5	90176-22050	D - 7
2FJ-84321-00	F - 8	90109-06778	C - 9	90179-06499	B - 2
2K3-84321-40	E -15	90109-082A1	E - 7	90179-07307	B - 4
1JK-84330-00-93	E -15	90109-08718	D -15	90179-08316	F - 4
341-84332-60	E -15		E - 4	90179-08507	C - 2
	F - 8	90109-101E6	E - 8	90179-10247	C -15
198-84334-60	F -15	90109-106F9	E - 7	90179-12421	C -15
	F - 8	90110-05112	D -11	90179-16319	C - 8
584-84338-60	E -15	90110-06138	B - 8	90179-18552	C -11
584-84345-60	E -15		B - 9	90179-25033	D - 7
34L-84346-00	E -15		E -10	90183-05024	D - 4
	F - 8	90110-06158	C - 4	90183-06023	E -15
1JK-84365-09	E -15	90110-06181	B -15	90185-10037	E - 7
	F - 8	90111-06005	C - 6	90185-10091	E - 8
2F9-84375-00	E -15	90116-08338	C - 3	90185-14070	D - 5
	F - 8	90116-08339	C - 3	90201-044A2	F -13
2F9-84394-00	E -15	90116-08340	C - 3	90201-047A2	D - 2
	F - 8	90116-08360	B - 2	90201-05031	E -14

NUMERICAL INDEX

PART NO.	GRID NO.	PART NO.	GRID NO.	PART NO.	GRID NO.
90201-06059	D - 3	90387-064T3	B -15	90467-09006	D -12
	D - 7	90387-064Y1	C - 6	90467-10008	B -10
90201-06067	B -15	90387-06554	D - 7		D -12
90201-063J2	F - 3	90387-06676	D - 7	90467-11044	D -12
90201-080L7	B - 2	90387-07037	F - 3	90467-11106	B - 2
90201-080L8	B - 7	90387-083Y8	D - 5		D -12
90201-08083	E - 9	90387-084N8	E - 7	90467-11108	B -15
90201-08085	D - 9	90387-10636	E - 7	90467-14015	B -10
90201-08326	E - 8	90387-123X6	D - 6		B -11
90201-084G3	B - 3	90387-125Y2	C - 5	90467-14057	E - 9
90201-094G1	B - 2	90387-16547	C - 3	90467-15012	B -10
	C - 3	90387-173L5	E - 3	90468-12006	D - 8
90201-10118	E - 6	90387-174V8	E - 2	90480-01401	D - 4
	E - 9	90387-177K0	E - 2	90480-12320	C -15
90201-10119	C - 9	90387-177Y4	D -14	90480-14023	B -11
90201-10639	E -10	90387-177Y5	E - 3		E -15
90201-10669	C - 2	90387-2103N	C - 8	90480-14105	D - 7
90201-127J6	C -14	90387-253Y6	C - 8	90480-15557	B -15
	F - 6	90401-06119	B -15	90480-18276	F - 3
90201-150H2	C - 9	90401-10096	E - 6	90501-06022	C -13
90201-15785	C - 9		E - 9	90501-12743	E - 7
90201-161J3	D - 5	90401-20145	B - 9	90501-143A8	C - 4
90201-165L8	E - 3	90413-05008	B -14	90501-23391	C - 9
90201-177K7	E - 3	90430-06014	C - 9	90506-08227	C -14
90201-200K3	C -11	90430-06166	B -15	90506-18224	E - 7
90201-20276	C -11		C - 3	90506-20192	E - 9
90202-05187	D -11	90430-10171	C - 4	90506-26225	E - 7
90202-15153	C - 4	90430-14131	B - 3	90506-35297	E - 8
90202-17211	C - 4	90445-09683	D -12	90508-142A8	C - 9
90202-24190	D - 7	90445-103E6	D -12	90508-20572	E - 7
90202-26142	D - 7	90445-10752	D -12	90508-241A9	C -13
90206-14086	E - 9	90445-11152	B -10	90508-292A0	C -14
90208-04029	C -15	90445-11699	B -10	90560-12211	C -14
90209-08098	E -15	90445-252G5	E - 8	90560-17241	D -14
90209-08249	C - 2	90446-15233	B -10	91311-05010	D -11
90209-22191	C -11	90460-54137	B -10	91311-06020	B -15
90215-19226	C - 8	90462-08078	B - 9	91311-06025	B - 7
90215-20231	C - 9	90462-08087	C - 5		B -15
90215-23265	C -11	90464-15157	D - 2	91311-08030	D - 7
90240-08124	E - 9	90464-16039	B -15	91311-08035	D - 9
90267-40029	F -13	90464-17176	D -12	91312-06010	C - 6
90269-04003	C -15	90464-23041	F - 5	91316-06016	C - 4
90338-08226	D - 2	90464-35132	B -15		D - 7
90338-48229	C - 3	90465-10290	C - 5	91316-06025	F - 5
90384-18157	D - 6	90465-13169	F - 5	91316-06040	B - 9
90387-060M9	B -11	90465-13355	F - 5	91401-25020	C - 4
90387-06299	D -11	90467-08017	D -12		E - 7
90387-06388	F - 2	90467-08021	D -12	91401-30030	E - 3

NUMERICAL INDEX

PART NO.	GRID NO.	PART NO.	GRID NO.
91490-20020	E - 2	93306-20545	C - 8
	E - 9	93306-30309	E - 2
91701-08038	E - 7	93306-30525	C - 8
91701-08042	E - 7	93306-30530	C-11
92011-08025	E - 9	93306-37207	E - 2
92901-04100	E -14	93306-90503	C-13
	F - 8	93311-42045	C-11
92901-05100	F - 8	93315-10838	C-10
92901-05600	B -14	93315-31502	C-10
92901-06600	B - 2	93320-32403	D - 5
	E - 9	93340-21505	C - 9
92901-08600	E - 2	93399-99931	D - 7
92901-10200	E - 9	93399-99932	D - 7
92902-08100	B -12	93410-40059	C - 9
92906-04600	E - 6	93440-09141	B - 2
92906-05100	B -12	93440-25084	C-11
92906-05600	B -12		C-13
92906-06600	C - 2	93450-16068	B - 4
92990-04100	E -15	93501-04011	E - 7
92990-05100	E -15	93603-07073	B - 8
92990-10600	D - 8	93603-17070	B - 8
92995-06100	D-11	93604-10011	B - 4
93101-32144	B - 4		C-13
93102-12321	C-14	93604-12037	C-13
93102-15212	C - 9	93605-10108	C - 9
93102-25017	D-14	93900-00030	D-14
93102-25044	E - 2		E - 2
93102-25253	C - 8	94111-172Y9	D-14
93102-35109	C-11	94111-173Y1	D-14
93105-42024	E - 2	94113-183Y0	E - 2
93105-45017	D-14	94113-183Y2	E - 2
93109-12053	C - 6	94581-30108	F-13
93109-18020	D - 6	94581-30110	E - 2
93210-07540	C - 4	94701-00329	B - 2
93210-09350	C - 3	94701-00330	B - 2
93210-10096	B - 8	94890-04144	B - 7
93210-11453	C - 3	95021-06014	D-12
93210-13361	B - 8	95021-06055	C - 6
93210-20573	C - 4	95021-06065	C - 6
93210-27778	C - 7	95023-06016	D - 2
93210-29196	F - 6	95023-06025	D - 2
93210-37532	B -10		F-13
93210-47440	C - 8	95023-06030	C - 6
93210-48460	C - 4	95023-06035	C - 6
93210-63442	B - 3	95023-08030	E -15
93210-87723	B - 9	95026-06016	F - 6
93306-20310	D-14	95026-06020	C - 6
93306-20314	E - 2		F - 4

PART NO.	GRID NO.	PART NO.	GRID NO.
95026-06030	C - 6	95026-06040	C - 6
	E - 6	95026-06070	C - 6
	C - 6	95301-04600	B-13
	E -15		E -15
	E - 9	95303-08700	C-11
	D - 8	95303-10600	D - 8
	B - 2	95311-06600	B - 2
	B - 3	95333-08600	B - 3
	E - 2		E - 2
	B -14	95380-05600	B -14
	E -14		E -14
	F - 8		F - 8
	E - 6	95380-06600	E - 6
	F - 3		F - 3
	C-14	95380-06700	C-14
	D - 2	95601-04100	D - 2
	D-12	95601-05200	D-12
	E - 2	95601-10200	E - 2
	D - 6	95601-12200	D - 6
	B - 3	95611-08330	B - 3
	B - 2	95612-06618	B - 2
	B - 2	95612-06625	B - 2
	D - 3	95616-06100	D - 3
	E - 6		E - 6
	F - 4		F - 4
	D-12	95701-05500	D-12
	F - 6		F - 6
	F-13		F-13
	D-13	95701-06500	D-13
	F - 5		F - 5
	E - 2	95701-08500	E - 2
	E -15		E -15
	C - 2	95701-10500	C - 2
	E -13	95701-12500	E -13
	D - 7	95706-06500	D - 7
	B -15	95811-06016	B -15
	E -12	95811-06025	E -12
	B -11	95811-06030	B -11
	C - 4	95811-06035	C - 4
	C - 3	95811-06040	C - 3
	C - 3	95811-06045	C - 3
	C - 3	95811-06055	C - 3
	C - 3	95811-06065	C - 3
	C - 3	95811-06095	C - 3
	C - 3	95811-06135	C - 3
	C - 2	95811-08035	C - 2

NUMERICAL INDEX

PART NO.	GRID NO.	PART NO.	GRID NO.
99510-08016	B - 9	99510-08016	B - 9
99510-12016	C - 3	99510-12016	C - 3
99530-10014	C - 3	99530-10014	C - 3
	C - 6		C - 6
99530-14016	B - 3	99530-14016	B - 3
	C - 3		C - 3
	B - 7		B - 7
	C - 3		C - 3
	C - 3		C - 3
	C-15		C-15
	C - 2		C - 2
	C-15		C-15
	D - 5		D - 5
	D - 7		D - 7
	F - 6		F - 6
	D-11		D-11
	C-14		C-14
	D-11		D-11
	F - 2		F - 2
	C - 6		C - 6
	F - 5		F - 5
	C - 8		C - 8
	E -13		E -13
	D - 2		D - 2
	B -10		B -10
	B -14		B -14
	B -12		B -12
	E - 6		E - 6
	E - 5		E - 5
	E - 5		E - 5
	F - 4		F - 4
	F - 4		F - 4
	E -14		E -14
	B - 8		B - 8
	E -15		E -15
	F - 8		F - 8
	E -15		E -15
	F - 8		F - 8
	B - 8		B - 8
	E - 9		E - 9
	B - 8		B - 8
	B -12		B -12
	B -12		B -12
	D-12		D-12
	F - 6		F - 6
	C -13		C -13
	E - 6		E - 6
	B - 7		B - 7
	C -14		C -14
	C -10		C -10
	B - 8		B - 8
	D-11		D-11
	D-11		D-11
	B - 2		B - 2